





Marbett Component Solutions for Beverage End-Users



- **Why this Catalogue**
- **Solutions for Chain Wear Strips** **Page 5**
Quality and Productivity
Applications and Suggested Products
- **Solutions for Chain Return** **Page 15**
Quality and Productivity
Applications and Suggested Products
- **Solutions for PET Air Conveyors** **Page 27**
Quality and Productivity
Applications and Suggested Products
- **Solutions for Bearings** **Page 33**
Quality and Productivity
Applications and Suggested Products



The company

Rexnord is a global company supplying many industries with power transmission and conveying components. The product offering ranges from roller chains, couplings and geared products to conveyor chains, belts and components.

The head office is based in the United States, with several divisions all over the world. The Rexnord FlatTop division is manufacturing conveyor chains, belts and components.

Rexnord is fully committed to meet customer expectations; huge knowledge of the business reduces maintenance costs, eliminates redundant inventories and prevents downtime, all in close co-operation with OEMs and end users. This is a result of Rexnord's focus on product development, application engineering, operations and customer service.

Rexnord FlatTop Europe represents 3 strong brands: Rexnord, MCC and Marbett.

With production facilities in 's-Gravenzande and Correggio, sales offices in The Netherlands, Italy, a large sales group for local service in many countries and distributors all over the world, Rexnord is always close to its customers.

In this way a fast and reliable delivery is guaranteed.

Rexnord chains and belts are being used to convey a wide variety of products: bottles, cans, boxes, crates, tires, loose food, glass jars, PET containers, trays; shortly every transport in production halls in virtually any industry.

The product range has been split up over two catalogues, one for Rexnord/MCC Table Top/MatTop chains and one for Marbett conveyor components.

The industries served

As the handling specialist in the field of conveying, the Rexnord product portfolio is providing solutions for complete lines in several industries in order to improve productivity.

In beverage industry palletizers, depalletizers, washers, labelers, fillers, pasteurizers, inliners, outfeeds, elevators and accumulation tables are equipped with slatband chains, curves, sprockets, belts, bearings, leveling elements and many more conveyor components.



For the container manufacturing industry special products and materials are available, such as abrasion resistant polyamide for glass plants, vacuum chains for can making and gripper chains for vertical transport.





For food industry applications modular belts and components with Microban antibacterial protection are used in deboning, grading and trimming lines for meat, poultry and seafood. A wide range of products is also offered for blanchers, cookers, washers, coolers and processing lines in fruit, vegetables, bakery, confectionary etc. And many more products are available for the handling of packed food.



In automotive industry the products are engineered to meet the most demanding applications, such as rubber processing and tire handling.

This is just a short selection of the applications in which Rexnord products are being used. Among others they have also found their way into pharmaceutical production lines, battery manufacture, paper and cardboard production.



Rexnord and MCC TableTop chains and MatTop belts

The product line can be split up into:



- Steel slatband chains
In various materials ranging from carbon steel to special stainless steel with better wear and sliding properties; types straight running, sideflexing tab, bevel and Magnetflex, with

and without rubber top.

- Plastic slatband chains

Wide range of materials and various executions; single hinge, double hinge, heavy duty, vacuum, lbp rollers and rubber top.



- Plate Top and Gripper chains
Based on the Rexnord roller chains in both stainless and carbon steel; Plate Top chains have steel or plastic top plates; Gripper chains have different types of rubber inserts.

- Case conveyor and Multiflex chains
Different types of acetal for both straight running and sideflexing transport of products varying from heavy crates to small juice packs.



- Curves
Magnetflex, Tab and bevel, as well as straight tracks to support the chain in all parts of the line; there are many standard versions besides the ability to make any special curve needed

in your applications with short delivery times.

- Modular belts

Pitches differ from 0.5 to 2.25 inch to suit any application. Most series have both closed and open top executions; some also available with rubber top for inclined conveying.



Marbett conveyor components

The product line can be split up into:

- Chain guide components

Profiles, corner tracks, straight tracks, return rollers, serpentine, plugs for connections.



- Product handling components
Guide rails, roller guides, guide rail clamps, guide rail brackets and connecting clamps in plastic or stainless steel.

- Frame support components

Side mounting top brackets, bearing heads, support bases and connecting joints, stainless steel components.



- Supporting and leveling elements
Different versions in steel and plastic, articulated and fixed, with and without gripper bottom and vibration absorbing feet.

- Self-aligning bearings

Square, oval, pillow block, side flange, take-up, round, and other executions, all with open and closed unit. Lubricated for life versions are also available.




- Miscellaneous components
Line control elements, hinges, locks, knobs, modular transfer roller plates, rollers, tensioners, nozzles, cable carriage chains, shaft collars and nose-over bars.

Why this catalogue

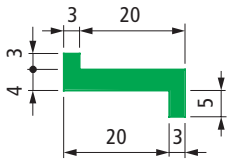
- We have a big Conveyor Components catalogue that is made for equipment manufacturers mainly
- With this small catalogue we want to concentrate on components that End-Users need to replace to keep bottling line productivity as high as possible



- **Wear strips are vital for chain's wear life**
 - Old wear strips might look like new, with no thickness change, but microscopic abrasive particles coming from conveyed products or chains or environment are often embedded.
They will cause premature wear on the new chains
 - Why risk 100 \$ of chain to save 20 \$ of wear strips? (prices just for reference)
- **Check what you are buying: Outstanding Low Friction-Low Wear UHMWPE**
 - 5.6 million "density" = stronger wear resistance, better friction.
 - Most wear strips on the market use materials with < 4 millions density
 - machined (worse finishing) profiles (mostly < 2 millions)
 - standard extrusion profiles (less wear resistant properties, mostly < 2 millions)
 - ULF Premium Quality, Self Lubricated version with Solid Lubricant also available.
- **Results: Higher Productivity and Cost Saving**
 - Longer Chain Wear Life - Reduced Maintenance-Downtimes
 - Longer Guide Wear Life
 - Reduced energy consumption
 - Limited or null lubrication possible
- **Rexnord-MCC chains reach best performances by Marbett wear strips**



Part. S0262



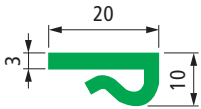
Reinforced version

Chain - guide profile

Colour	Packaging metres	Code
Black	45	63651
Green	45	63272

- Standard packaging : coil.

Part. S0261



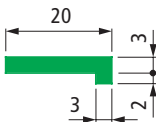
Chain - guide profile

Packaging metres	Code	
	With Microban®	Without Microban®
40	651992	65681

- Applicable to 2,5 to 3,5 mm thick sheet metal.
 - Colour : white (with Microban®), green (without Microban®).
 - Standard packaging : coil.



Part. S0243



Chain - guide profile

Packaging metres	Code	
	With Microban®	Without Microban®
90	698642	63701

- Colour : white (with Microban®), green (without Microban®).
 - Standard packaging : coil.



Best choice

Standard

On request : minimum quantity may apply. Consult our Customer Service for availability.

Item code for order = Part. + Code

Material

Polyethylene UHMWPE with molecular density 5.600.000.

Linear expansion coefficient

2×10^{-4}

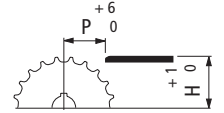
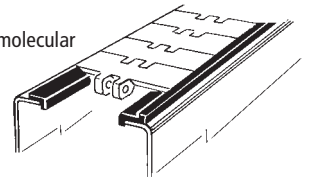
Calculation of thermal expansion see page 38.

Operating temperature

In air (- 40 to + 80 C).

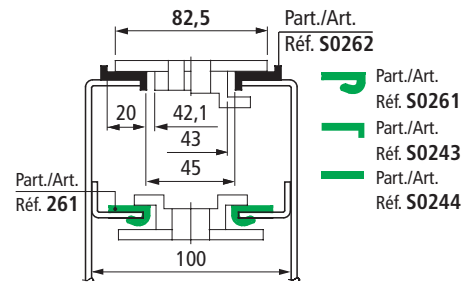
In hot water (+ 70 C).

• Position of guides. See page 39.

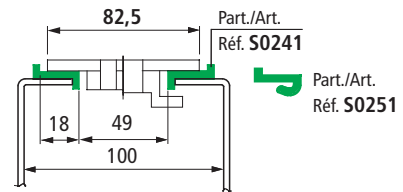


• TableTop® chains series 812 - 815 - 820 - 831 - 881TAB - 8811TAB - 879TAB - 880TAB

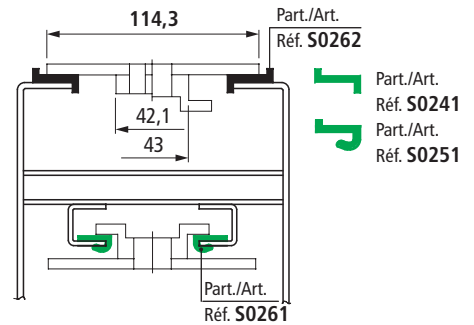
Chain width 82,5 mm (K 325) / Guide clearance 45 mm



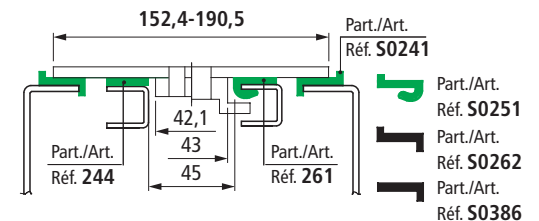
Chain width 82,5 mm (K 325) / Guide clearance 49 mm



Chain width 114,3 mm (K 450)

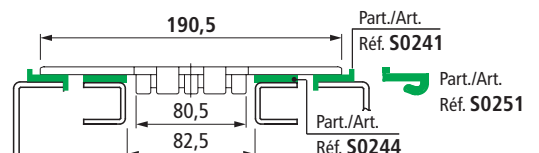


Chain width 152,4 mm (K600), 190,5 (K750)



• TableTop® double hinge chain series 802 - 805

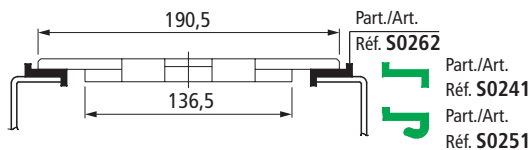
Chain width 190,5 mm (K 750)



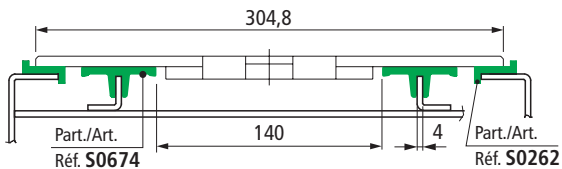
Chain - Guide Profiles

• TableTop® double hinge chain series 821

Chain width 190,5 mm (K 750)

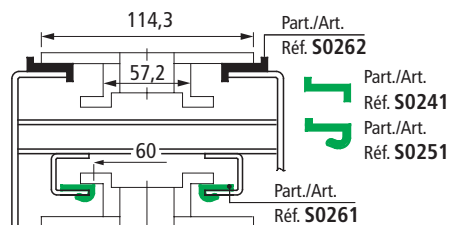


Chain width 304,8 mm (K 1200).

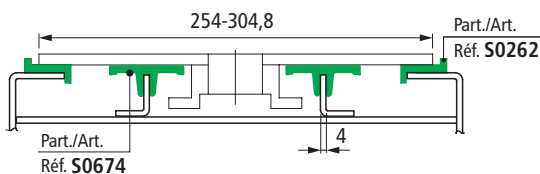


• TableTop® chains series 882 TAB

Chain width 114,3 mm (K 450)

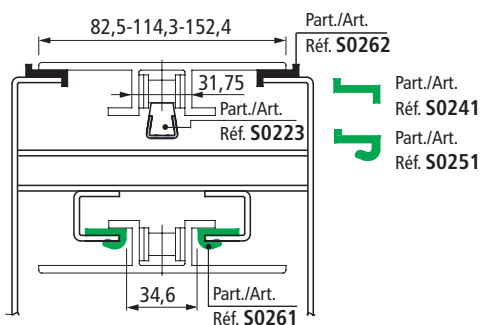


Chain width 254 mm (K 1000), 304,8 mm (K1200).



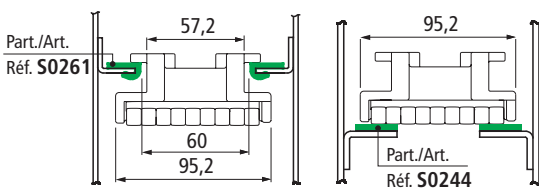
• PlateTop chains series 1874 - 4874 - 1873

Chain width 82,5 mm (K 325), 114,3 mm (K 450), 152,4 mm (K 600)

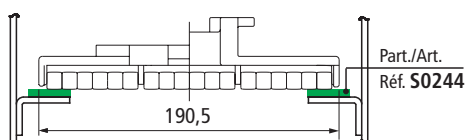


• Low backline pressure chains series SLBP 882 TAB - SLBP 821

Chain width 95,2 mm (K 375)



Chain width 190,5 mm (K 750)

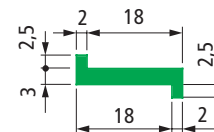


■ Chain - guide profile

Colour	Packaging metres	Code
Green	80	63641
Black	80	60356

- Standard packaging : coil.

Part. S0241



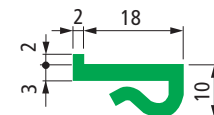
■ Chain - guide profile

Colour	Packaging metres	Code
Green	40	63631

- Applicable to 2,5 to 3,5 mm thick sheet metal.

- Standard packaging : coil.

Part. S0251



■ Chain - guide profile

Colour	L x H mm	Packaging metres	Code
Green	20 x 3	60	63711
	20 x 5	80	63691
	25 x 3	60	63721
	30 x 3	60	63731
	40 x 3	60	63661
Black	40 x 5	50	608172
	20 x 3	60	60386
	20 x 5	80	60376

- Standard packaging : coil.

Part. S0244



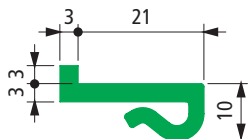
● **Best choice**

● **Standard**

● **On request** : minimum quantity may apply. Consult our Customer Service for availability.

Item code for order = Part. + Code

Part. S0825



Chain - guide profile

Colour	Packaging metres	Code
Green	40	632033

- Applicable to 2,5 to 3,5 mm thick sheet metal.
- Can be used in combination with Part. S0784.
- Standard packaging : coil.

Material

Polyethylene UHMWPE with molecular density 5.600.000.

Linear expansion coefficient

$$2 \times 10^{-4}$$

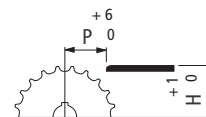
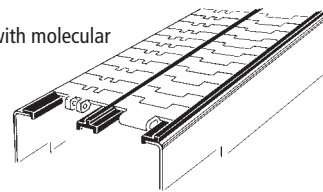
Calculation of thermal expansion see page 38.

Operating temperature

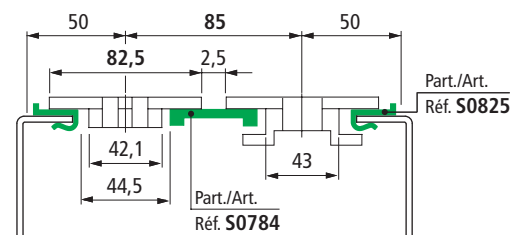
In air (- 40 to + 80 °C).

In hot water (+ 70 °C).

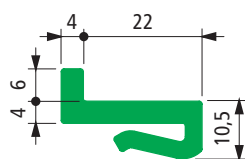
Position of guides. See page 39.



Chain width 82,5 mm (K 325) / Pitch 85 mm



Part. S0822

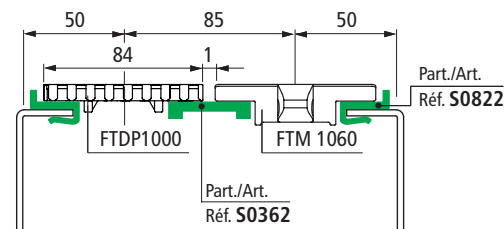


Chain - guide profile

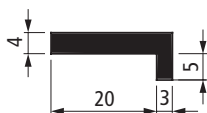
Colour	Length metres	Code
Green	3	632713
	6	632723

- Can be used in combination with Part. S0362.
- Standard packaging : bars of 3 and 6 metres.
- Packaging : 96 metres.

Chain width 84 mm pitch 85 mm



Part. S0386



Reinforced version

Chain - guide profile

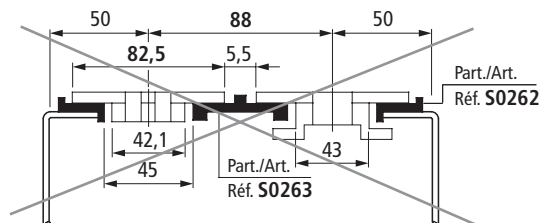
Colour	Packaging metres	Code
Black	40	66096

- Can be used in combination with Part. S0387.
- Standard packaging : coil.

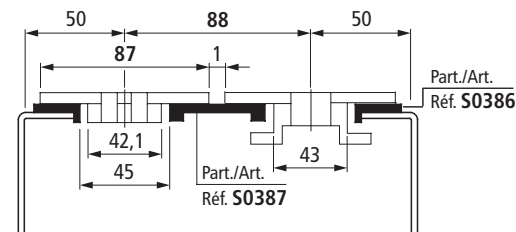
TableTop® chains series 820 - 880TAB

Chain width 87 mm (K 343) / Pitch 88 mm

Multi strand conveyors, with 82,5 mm width chains and pitch 88 mm, can be modified to convey PET bottles with pethal bottom or other unstable products.



Change chains (from 82,5 mm to 87 mm width) and wear strip, in this way the Gap between chains is reduced (from 5,5 mm to 1 mm) while the conveyor frame is unchanged (pitch 88 mm)



● Best choice

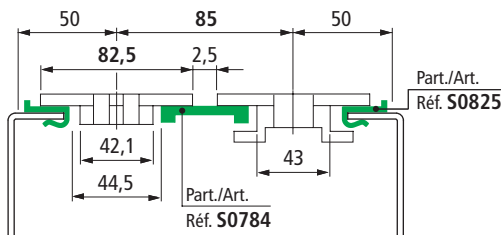
● Standard

● On request : minimum quantity may apply. Consult our Customer Service for availability.

Item code for order = Part. + Code

Chain - Guide Profiles

Chain width 82,5 mm (K 325) / Pitch 85 mm

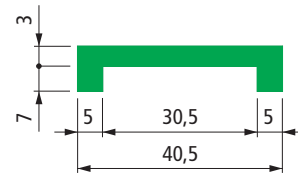


Chain - guide profile

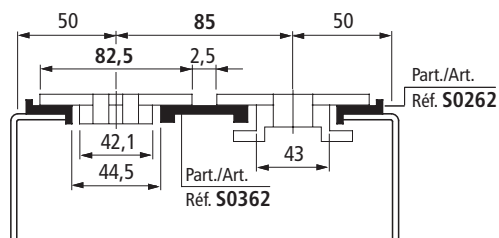
Colour	Length metres	Code
Green	3	620513
	6	620523
Black	3	620533
	6	620543

- Standard packaging : bars of 3 and 6 metres.
- Packaging : 96 metres.

Part. S0784



Chain width 82,5 mm (K 325) / Pitch 85 mm

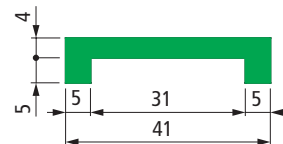


Chain - guide profile

Colour	Length metres	Code
Green	3	694331
	6	67435
Black	3	694341
	6	61726

- Standard packaging : bars of 3 and 6 metres.
- Packaging : 96 metres.

Part. S0362

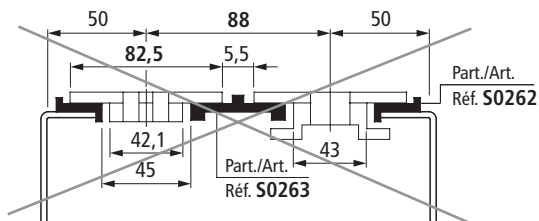


Reinforced version

• TableTop® chains series 820 - 880TAB

Chain width 87 mm (K 343) / Pitch 88 mm

Multi strand conveyors, with 82,5 mm width chains and pitch 88 mm, can be modified to convey PET bottles with pethal bottom or other unstable products.

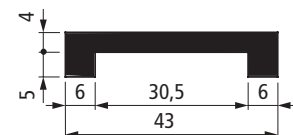


Chain - guide profile

Colour	Length metres	Code
Black	3	694351
	6	66106

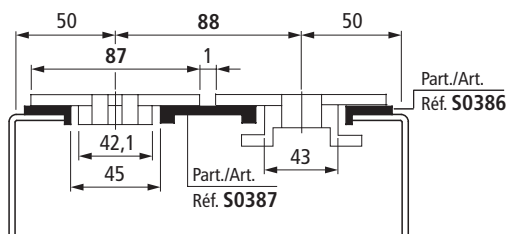
- Can be used in combination with Part. S0386.
- Standard packaging : bars of 3 and 6 metres.
- Packaging : 96 metres.

Part. S0387



Reinforced version

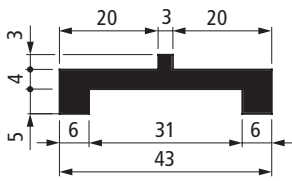
Change chains (from 82,5 mm to 87 mm width) and wear strip, in this way the Gap between chains is reduced (from 5,5 mm to 1 mm) while the conveyor frame is unchanged (pitch 88 mm)



- **Best choice**
- **Standard**
- **On request** : minimum quantity may apply. Consult our Customer Service for availability.

Item code for order = Part. + Code

Part. S0263



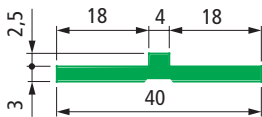
Reinforced version

Chain - guide profile

Colour	Length metres	Code
Black	3	694321
	6	63681

- Standard packaging : bars of 3 and 6 metres.
- Packaging : 96 metres.

Part. S0242




Chain - guide profile

Colour	Packaging metres	Code
Green	80	63671

- Standard packaging : coil.

Part. S0824



Chain - guide profile

Colour	Length metres	Code
Green	3	631663
	6	631653

- Standard packaging : bars of 3 and 6 metres.
- Packaging : 96 metres.



● Best choice

● Standard

● On request : minimum quantity may apply. Consult our Customer Service for availability.

Item code for order = Part. + Code

Material

Polyethylene UHMWPE with molecular density 5.600.000.

Linear expansion coefficient

2×10^{-4}

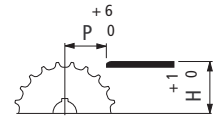
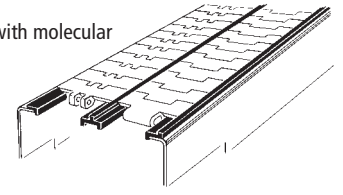
Calculation of thermal expansion see page 38.

Operating temperature

In air (- 40 to + 80 °C).

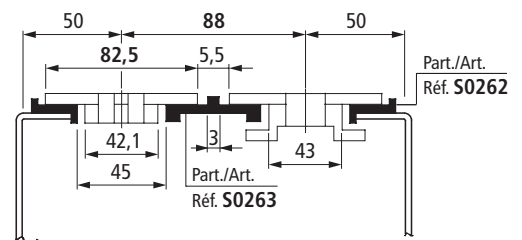
In hot water (+ 70 °C).

• Position of guides. See page 39.



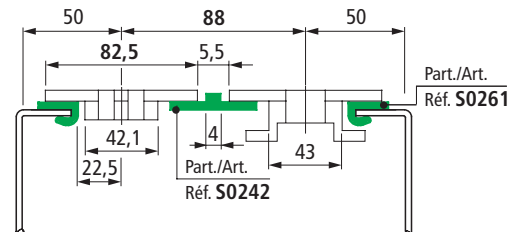
• TableTop® chains series 812 - 815 - 820 - 831 - 881TAB - 8811TAB - 879TAB - 880TAB

Chain width 82,5 mm (K 325) / Pitch 88 mm

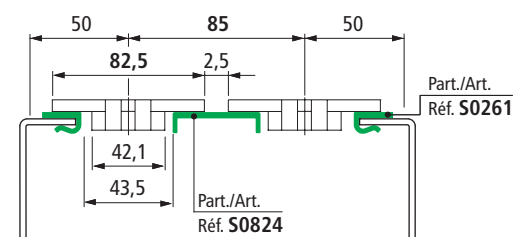


Chain width 82,5 mm (K 325) / Pitch 88 mm

It differentiates because the gap between chain edges and the side rib of Part. S0242 is smaller.



Chain width 82,5 mm (K 325) / Pitch 85 mm



Chain - Guide Profiles

Material

Plastic profile in Polyethylene UHMWPE with molecular density 5.600.000. Metal Profile material austenitic stainless steel or zinc plated steel.

Linear expansion coefficient

4×10^{-5}

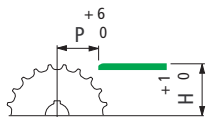
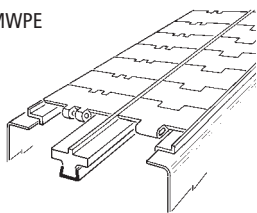
Calculation of thermal expansion see page 38.

Operating temperature

In air (- 40 a + 80 C).

In hot water (+ 70 C).

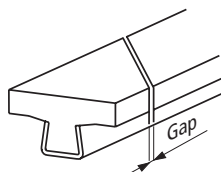
Positioning.



Head Joint

Head joint shall be made with a 45 cut to avoid steps and guarantee chain smooth movement.

With temperature increase it is necessary to leave a gap wide enough to allow for thermal elongation of plastic parts.



Deflection of Part. S0223 - S0310 - S0356

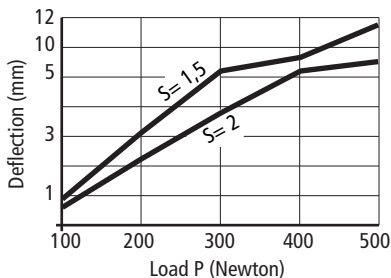
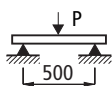
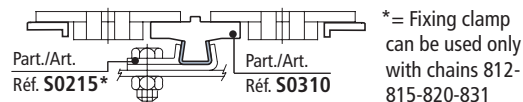
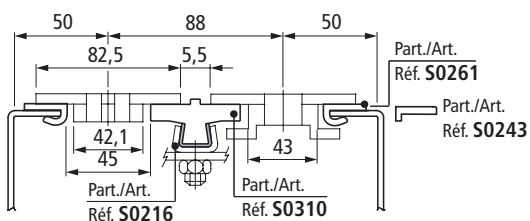


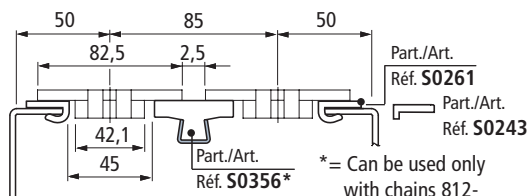
Table Top® chain series 812 - 815 - 820 - 831 - 881TAB - 8811TAB - 879TAB - 880TAB

Chain width 82,5 mm (K 325) / Pitch 88 mm



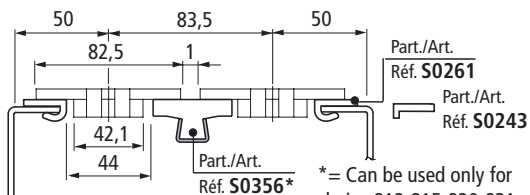
*= Fixing clamp can be used only with chains 812-815-820-831

Chain width 82,5 mm (K 325) / Pitch 85 mm



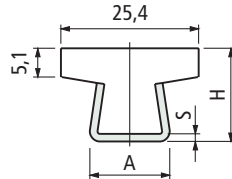
*= Can be used only with chains 812-815-820-831

Chain width 82,5 mm (K 325) / Pitch 83,5 mm



*= Can be used only for chains 812-815-820-831

Chain-guide profile



S	H	A
mm	mm	mm
1,5	17	16
2	17,5	17

Thickness S mm	Metal profile material	Length metres	Code	Weight kg/m
1,5	Austenitic stainless steel	3	609083	0,63
	Zinc plated steel	6	609093	
	Zinc plated steel	3	609103	
2	Austenitic stainless steel	3	609113	0,74
	Austenitic stainless steel	6	609123	

- Material : plastic profile in Polyethylene UHMWPE with molecular density 5.600.000 with Microban® antibacterial protection.

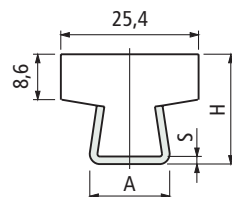
- Colour : white.

- Min. curvature radius : 160 mm.

- Linear expansion coefficient : 4×10^{-5} .

- Packaging : 24 metres.

Chain-guide profile



S	H	A
mm	mm	mm
1,5	20,5	16
2	21	17

Thickness S mm	Metal profile material	Length metres	Code	Weight kg/m
1,5	Austenitic stainless steel	3	609033	0,72
	Zinc plated steel	6	609043	
	Zinc plated steel	3	609053	
2	Austenitic stainless steel	3	609063	0,82
	Austenitic stainless steel	6	609073	

- Material : plastic profile in Polyethylene UHMWPE with molecular density 5.600.000 with Microban® antibacterial protection.

- Colour : white.

- Min. curvature radius : 160 mm.

- Linear expansion coefficient : 4×10^{-5} .

- Packaging : 24 metres.

Part. S0768



Microban®
antibacterial protection

Part. S0767



Microban®
antibacterial protection

● **Best choice**

● **Standard**

● **On request** : minimum quantity may apply. Consult our Customer Service for availability.

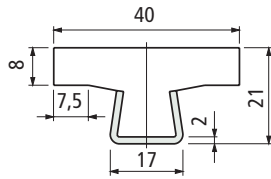
Item code for order = Part. + Code

Chain - Guide Profiles

Part. S0356




Chain-guide profile



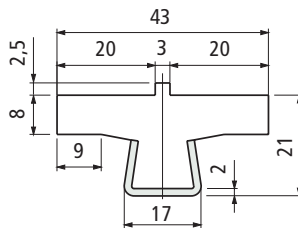
Colour	Length metres	Code		Weight kg/m
		With Microban®	Without Microban®	
White	3	605173	61605	0,89
	6	652002	61615	

- Material : metal profile austenitic stainless steel.
- Packaging : 24 metres.

Part. S0310



Chain-guide profile



Colour	Length metres	Code		Weight kg/m
		White	3	
6	69412			

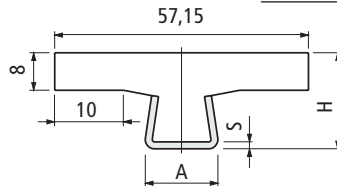
- Material : metal profile austenitic stainless steel.
- Packaging : 24 metres.

Part. S0765



Chain-guide profile

S	H	A
mm	mm	mm
1,5	20,5	16
2	21	17

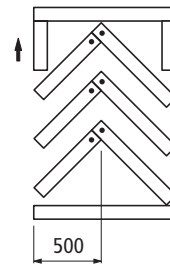
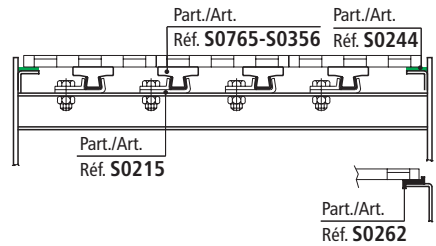


Thickness S mm	Metal profile material	Length metres	Code	Weight kg/m
1,5	Austenitic stainless steel	3	608943	0,95
	Zinc plated steel	6	608953	
		3	608963	
2	Austenitic stainless steel	3	608973	1,06
		6	608983	

- Material : plastic profile in Polyethylene UHMWPE with molecular density 5.600.000 with Microban® antibacterial protection.
- Colour : white.
- Min. curvature radius : 200 mm.
- Linear expansion coefficient : 4×10^{-5} .
- Packaging : 24 metres.

MatTop® modular chain

- Parallel wear strip.
- Recommended with medium-light loads.



- CHEVRON pattern.
- Recommended with high loads (accumulation tables)
- Chain wear is evenly distributed throughout the width.

● Best choice

● Standard

● On request : minimum quantity may apply. Consult our Customer Service for availability.

Item code for order = Part. + Code

Chain - Guide Profiles

Material

Plastic profile in Polyethylene UHMWPE with molecular density 5.600.000. Metal Profile material austenitic stainless steel or zinc plated steel.

Linear expansion coefficient

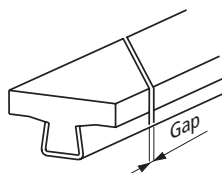
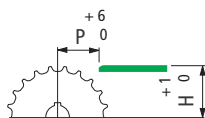
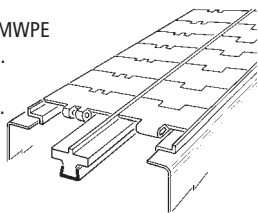
4×10^{-5}

Calculation of thermal expansion see page 38.

Operating temperature

In air (- 40 a + 80 C).
In hot water (+ 70 C).

Positioning.



Head Joint

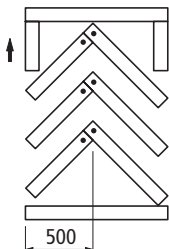
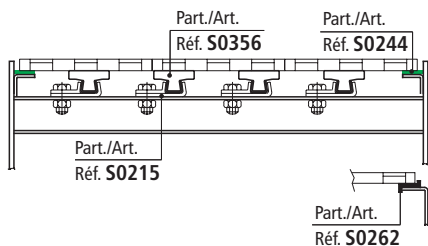
Head joint shall be made with a 45 cut to avoid steps and guarantee chain smooth movement.

With temperature increase it is necessary to leave a gap wide enough to allow for thermal elongation of plastic parts.

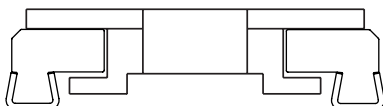
MatTop® modular chain

Parallel wear strip.

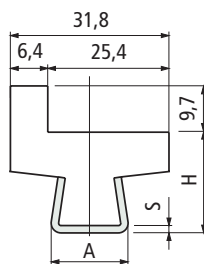
Recommended with medium-light loads.



CHEVRON pattern.
Recommended with high loads (accumulation tables)
Chain wear is evenly distributed throughout the width.



Chain-guide profile



S	H	A
mm	mm	mm
1,5	20,5	16
2	21	17

Thickness S mm	Metal profile material	Length metres	Code	Weight kg/m
1,5	Austenitic stainless steel	3	608993	0,82
		6	609003	
2	Austenitic stainless steel	3	609013	0,93
		6	609023	

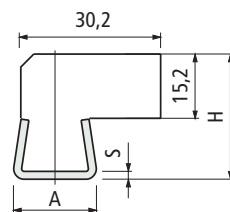
- Material : plastic profile in Polyethylene UHMWPE with molecular density 5.600.000 with Microban® antibacterial protection.

- Colour : white.

- Linear expansion coefficient : 4×10^{-5} .

- Packaging : 24 metres.

Chain-guide profile



S	H	A
mm	mm	mm
1,5	25,7	16
2	26,2	17

Thickness S mm	Metal profile material	Length metres	Code	Weight kg/m
1,5	Austenitic stainless steel	3	608903	0,93
		6	608913	
2	Austenitic stainless steel	3	608923	1,03
		6	608933	

- Material : plastic profile in Polyethylene UHMWPE with molecular density 5.600.000 with Microban® antibacterial protection.

- Colour : white.

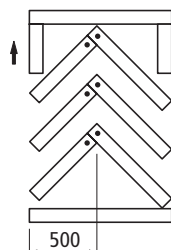
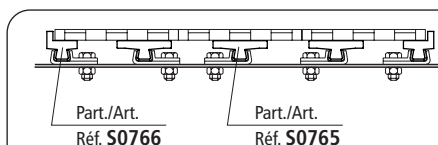
- Linear expansion coefficient : 4×10^{-5} .

- Packaging : 24 metres.

MatTop® modular chain

Parallel wear strip.

Recommended with medium-light loads.



CHEVRON pattern.
Recommended with high loads (accumulation tables)
Chain wear is evenly distributed throughout the width.

Part. S0766



Microban®
antibacterial protection

Part. S0764



Microban®
antibacterial protection

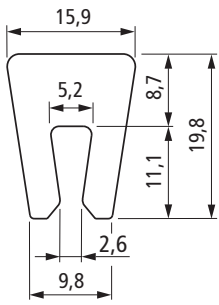
● **Best choice**

● **Standard**

● **On request** : minimum quantity may apply. Consult our Customer Service for availability.

Item code for order = Part. + Code

Part. S0634



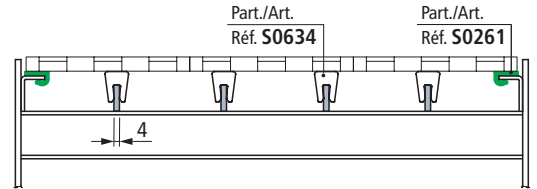
Chain - guide profile

Colour	Length metres	Code	
		With Microban®	Without Microban®
White	6	648132	650962

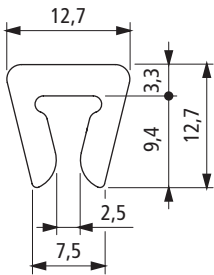
- Applicable to 4 mm thick sheet metal.
- Standard packaging : bars of 6 metres.
- Packaging : 96 metres.

MatTop® modular chains

Parallel wear strips. Recommended with mediumlight loads.



Part. S0814



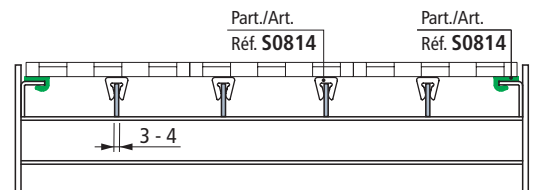
Chain - guide profile

Colour	Code
White	629163

- Applicable to 3 and 4 mm thick sheet metal.
- Standard packaging : coil.
- Packaging : 30 metres.

MatTop® modular chains

Parallel wear strips. Recommended with mediumlight loads.





● **Best choice**

● **Standard**

● **On request** : minimum quantity may apply. Consult our Customer Service for availability.

Item code for order = Part. + Code

- **Also return rollers can improve line productivity**
 - If you can see concave wear on the top of the chains you need to change these chains as products are falling down
 - The reason is return rollers are not turning freely or wear shoes are wearing the top of the chain in the return section of conveyors
- **The Super Premium Rubber Coated Roller**
 - No more problems as rubber is keeping the roller in rotation
 - The best roller in the market thanks to the bi-material overmolding technology, rollers is "coated" and no discontinuous interfaces exist
 - Completely Cleanable / Closed Structure
 - Noise Reduction (-5db)
 - Discontinuous surface (rubber coated) prevent dry lubricant to be removed from the chain
 - Microban® Antibacterial Protection
- **UNL™ low noise plastic material**
 - best price / performance ratio
 - -5dB noise with stainless steel chains
- **Results : Higher Productivity for the End User**
 - Longer Chain Wear Life, premium rollers are always rotating and there is not relative sliding between the chain and the roller
 - Better product stability, less fallen bottles

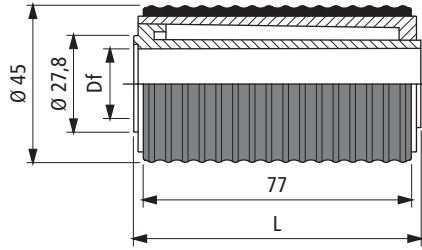


Rollers for Chain Return

Part. S0826



■ Double roller (with rubber surface)



Dia. 45 mm

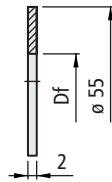
shaft dia. mm	Bore dia. Df mm	Code	
		L = 82	L = 84,5
16	16,5	632063	632083
20	20,5	632073	632093

- Characteristics : completely closed design. Rubber surface for less noise even in high speed conveyors. Hub in acetal for low friction.
- Material : roller in acetal POM (white). External EPDM rubber surface (grey). 65 shore hardness
- Packaging : 100 pieces.

Part. S0827



■ Guide flange



shaft dia. mm	inch	Bore dia. Df mm	Code
20	3/4	20,2	632113

- Material : polyethylene PE (black).
- Packaging : 100 pieces.



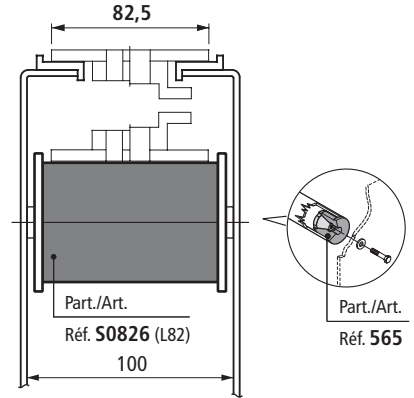
● Best choice

● Standard

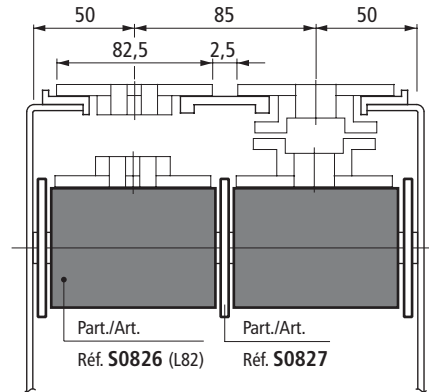
● On request : minimum quantity may apply. Consult our Customer Service for availability.

Item code for order = Part. + Code

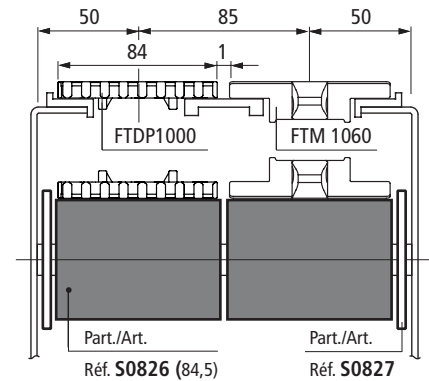
Chain width 82,5 mm (K 325)



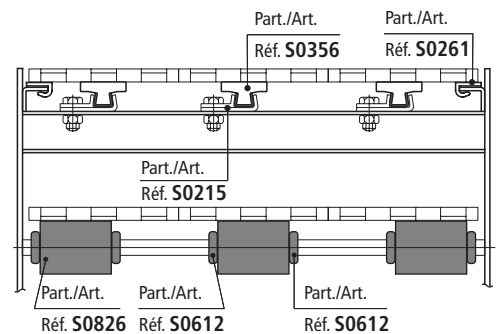
Chain width 82,5 mm (K 325) / pitch 85 mm



Chain width 84 mm pitch 85 mm



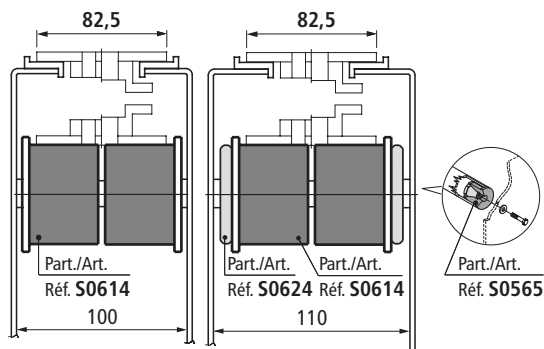
MatTop® modular chains



Rollers for Chain Return

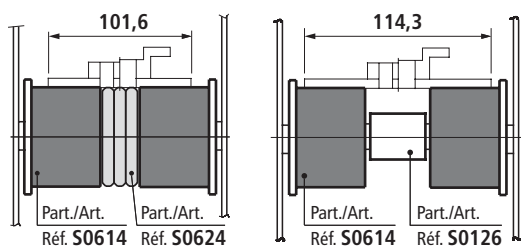
• TableTop® chains / PlateTop chains

Chain width 82,5 mm (K 325)

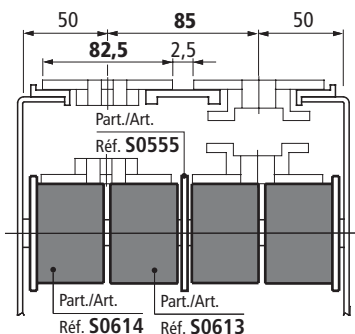


Chain width 101,6 mm (K400)

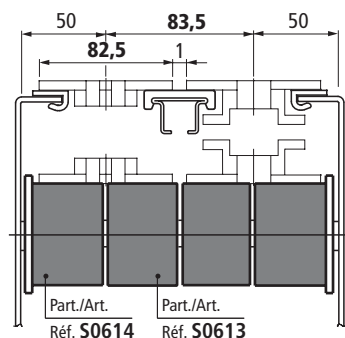
Chain width 114,3 mm (K 450)



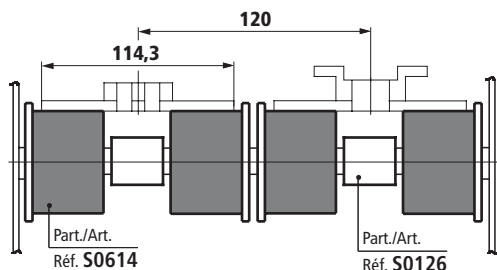
Chain width 82,5 mm (K 325) / Pitch 85 mm



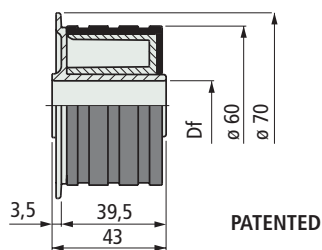
Chain width 82,5 mm (K 325) / Pitch 83,5 mm



Chain width 114,3 mm (K 450) / Pitch 120 mm



■ Roller (with rubber surface)



PATENTED

shaft dia. mm	Bore dia. Df mm	Code
15	15,5	615382
16	16,5	615392
18	18,5	615402
20	20,5	615412

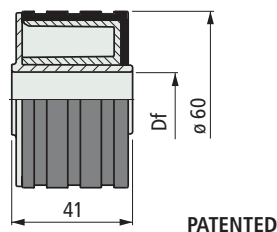
- Characteristics : completely closed design. Rubber surface for less noise even in high speed conveyors. Hub in acetal for low friction.
- Material : roller in acetal POM (white). External EPDM rubber surface (grey). 65 shore hardness
- Packaging : 100 pieces.

Part. S0614



Dia. 60 mm

■ Roller (with rubber surface)



PATENTED

shaft dia. mm	Bore dia. Df mm	Code	
		with Microban®	without Microban®
15	15,5	-	615342
16	16,5	-	615352
18	18,5	-	615362
20	20,5	652012	615372

- Characteristics : completely closed design. Rubber surface for less noise even in high speed conveyors. Hub in acetal for low friction.
- Version with **Microban®** material : roller in acetal POM (white) with **Microban®** antibacterial protection. External EPDM rubber surface (grey) with **Microban®** antibacterial protection. 65 Shore hardness.
- Version without **Microban®** material : roller in acetal POM (white). External EPDM rubber surface (grey). 65 Shore hardness.
- Packaging : 100 pieces.

Part. S0613



Dia. 60 mm



● **Best choice**


● **Standard**

● **On request** : minimum quantity may apply. Consult our Customer Service for availability.

Item code for order = Part. + Code

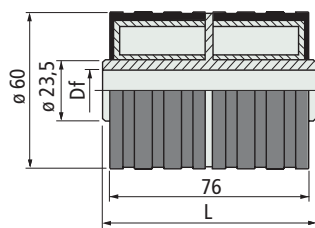
Rollers for Chain Return

Part. S0657



Dia. 60 mm

Double roller (with rubber surface)




PATENTED

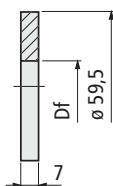
shaft dia. mm	Bore dia. Df mm	Code	
		L = 82	L = 84,5
15	15,5	656992	608253
16	16,5	657002	608263
18	18,5	657012	608273
20	20,5	657022	608283

- Characteristics : completely closed design. Rubber surface for less noise even in high speed conveyors. Hub in acetal for low friction.
- Material : roller in acetal POM (white). External EPDM rubber surface (grey). 65 shore hardness
- Packaging : 100 pieces.

Part. S0624



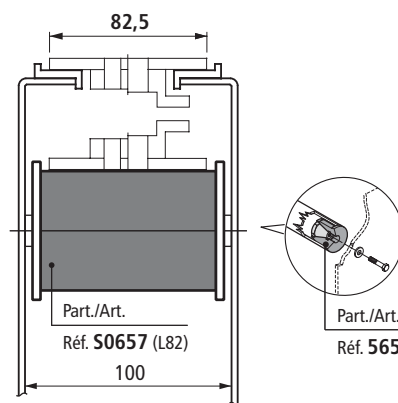
Separator



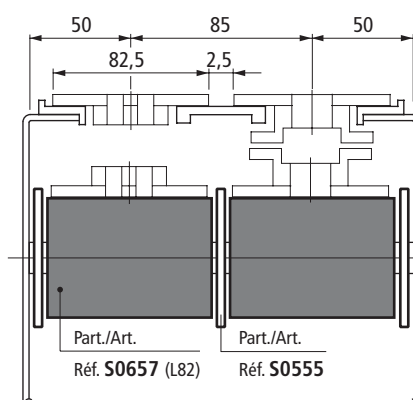
shaft dia. mm	Bore dia. Df mm	Code
20	20,2	620783N

- Assembly : to be applied to rollers Part. S0556-S0614.
- Material : Polyethylene PE (black).
- Packaging : 100 pieces.

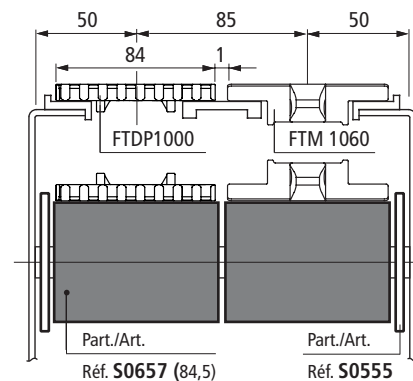
Chain width 82,5 mm (K 325)



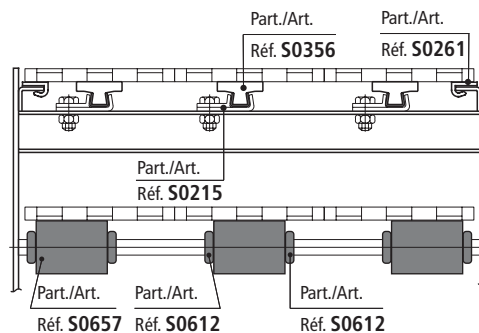
Chain width 82,5 mm (K 325) / pitch 85 mm



Chain width 84 mm pitch 85 mm



MatTop® modular chains



● Best choice

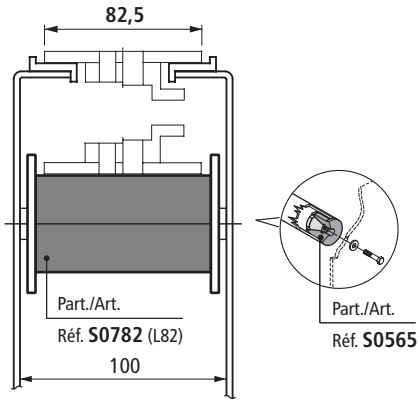
● Standard

● On request : minimum quantity may apply. Consult our Customer Service for availability.

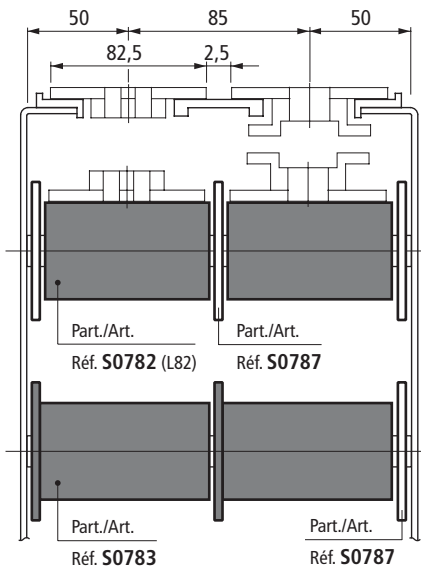
Item code for order = Part. + Code

Rollers for Chain Return

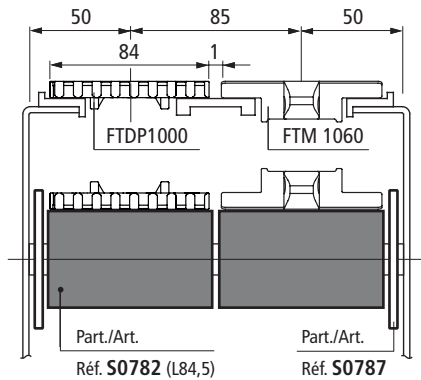
Chain width 82,5 mm (K 325)



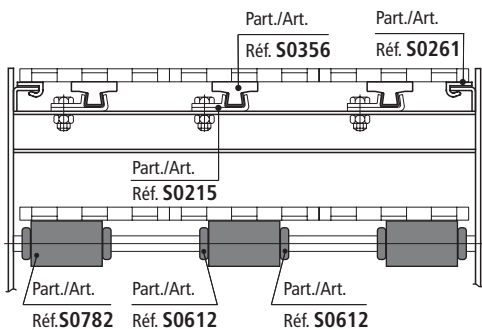
Chain width 82,5 mm (K 325) / pitch 85 mm



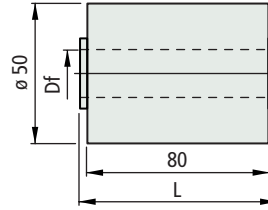
Chain width 84 mm pitch 85 mm



MatTop® modular chains



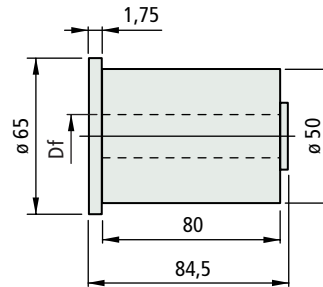
Double roller



	shaft dia.		Bore dia. Df mm	Code	
	mm	inch		L = 82	L = 84,5
Version UNL™					
18	-	18,5	613953	613983	
20	3/4	20,5	613963	613993	
Version PE (Black)					
18	-	18,5	620603	620623	
20	3/4	20,5	620613	620633	

- Characteristics : completely closed design.
- Version in UNL™ low noise material.
- Colour : UNL™ (aubergine), polyethylene PE (black).
- Packaging : 100 pieces.

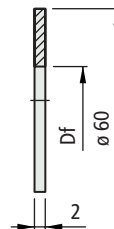
Double roller with flange



Material	shaft dia.		Bore dia. Df mm	Code	
	mm	inch		L = 82	L = 84,5
UNL™					
UNL™	18	-	18,5	614013	
	20	3/4	20,5	614023	
Polyethylene PE					
Polyethylene PE	18	-	18,5	620643	
	20	3/4	20,5	620653	

- Characteristics : completely closed design.
- Version in UNL™ low noise material.
- Colour : UNL™ (aubergine), polyethylene PE (black).
- Packaging : 100 pieces.

Guide flange



Material	shaft dia.		Bore dia. Df mm	Code	
	mm	inch		L = 82	L = 84,5
Polyethylene PE (aubergine)					
Polyethylene PE (aubergine)	18	-	18,2	614713	
	20	3/4	20,2	614723	
Polyethylene PE (black)					
Polyethylene PE (black)	18	-	18,2	620663	
	20	3/4	20,2	620673	

- Assembly : to be applied to roller Part. S0782.
- Packaging : 100 pieces.

Part. S0782



Dia. 50 mm



Part. S0783



Dia. 50 mm



Part. S0787



For Part. S0782



● **Best choice**

● **Standard**

● **On request** : minimum quantity may apply. Consult our Customer Service for availability.

Item code for order = Part. + Code

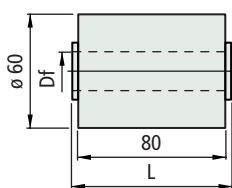
Rollers for Chain Return

Part. S0758



Dia. 60 mm

Double roller



shaft dia. mm inch	Bore dia. Df mm	Code	
		L = 82	L = 84,5

Version UNL™			
15	-	15,5	608533 608553
18	-	18,5	608183 608563
19,05	3/4	19,5	612913 613563
20	-	20,5	608543 608573

Version PE (Black)			
15	-	15,5	620683 620723
18	-	18,5	620693 620733
19,05	3/4	19,5	620703 620743
20	-	20,5	620713 620343

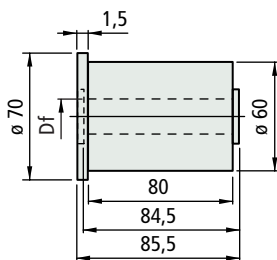
- Characteristics : completely closed design.
- Version in UNL™ low noise material.
- Colour : UNL™ (aubergine), polyethylene PE (black).
- Packaging : 100 pieces.

Part. S0778



Dia. 60 mm

Double roller with flange



Material	shaft dia. mm inch	Bore dia. Df mm	Code
----------	-----------------------	-----------------------	------

UNL™	15	-	15,5	613483
	18	-	18,5	613473
	19,05	3/4	19,5	613573
	20	-	20,5	613463
Polyethylene PE	15	-	15,5	620753
	18	-	18,5	620763
	19,05	3/4	19,5	620773
	20	-	20,5	620373

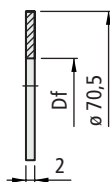
- Characteristics : completely closed design.
- Version in UNL™ low noise material.
- Colour : UNL™ (aubergine), polyethylene PE (black).
- Packaging : 100 pieces.

Part. S0555

For Part. S0554
Part. S0613
Part. S0758



Guide flange

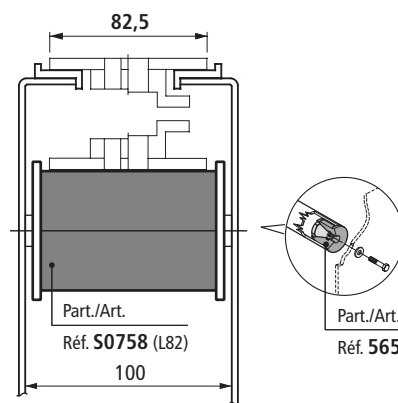


shaft dia. mm inch	Bore dia. Df mm	Code
-----------------------	-----------------------	------

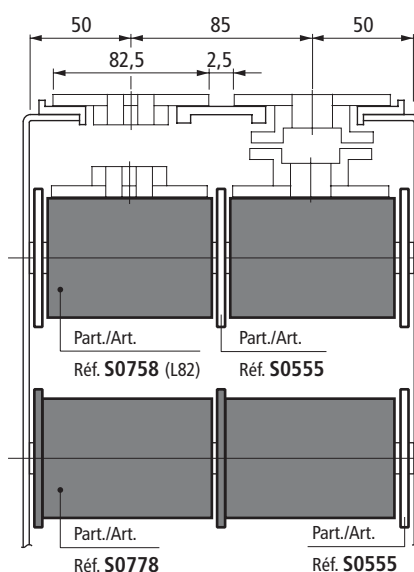
15	-	15,2	695181
16	-	16,2	695191
18	-	18,2	695201
20	3/4	20,2	695211

- Material : polyethylene PE (black).
- Packaging : 100 pieces.

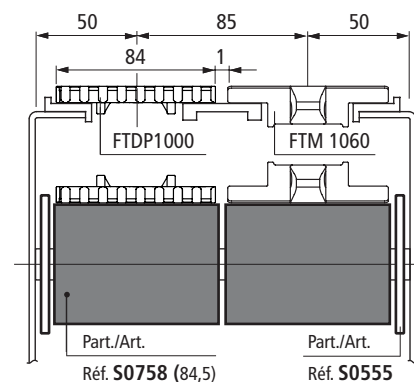
Chain width 82,5 mm (K 325)



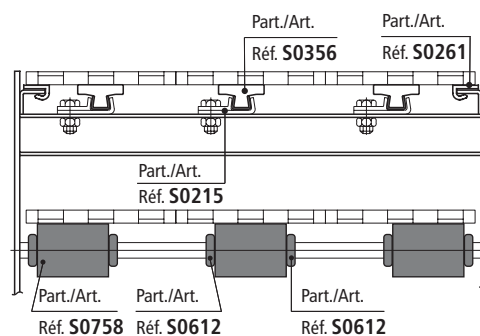
Chain width 82,5 mm (K 325) / pitch 85 mm



Chain width 84 mm pitch 85 mm



MatTop® modular chains



● Best choice

● Standard

● On request : minimum quantity may apply. Consult our Customer Service for availability.

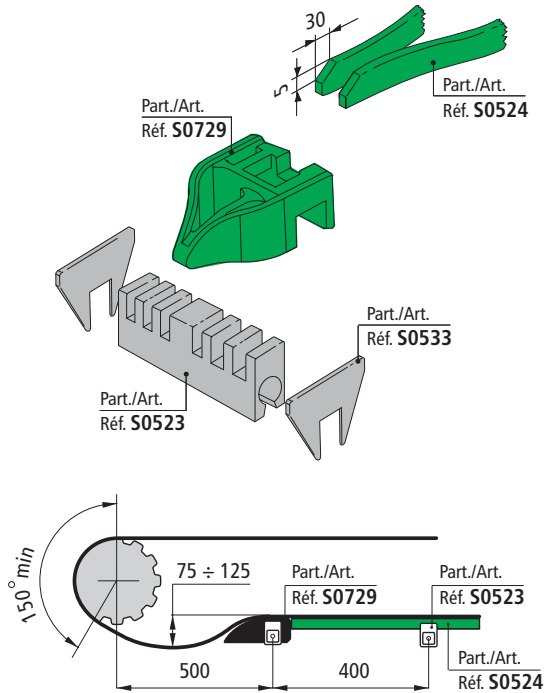
Item code for order = Part. + Code

Serpentine Guides for Chain Return

For high speed and low noise

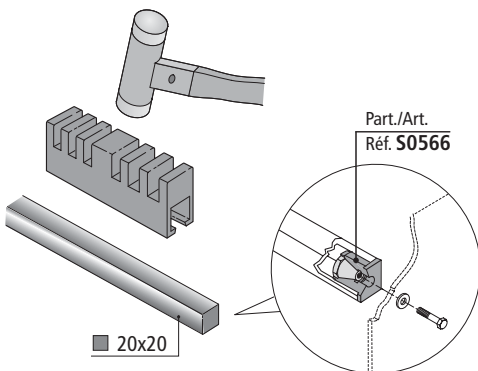
• Assembly Part. S0729

Assembly : press-fit. Interference fixed.
For assembly schemes see page 24 - 25.

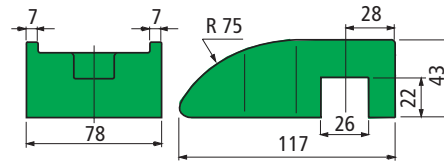


• Assembly Part. S0523

Snap-on assembly on square.
For assembly schemes see page 24 - 25.




■ Chain return guide



Material	Code	Weight Kg
Polyamide PA (black)	689642	0,10
Polyethylene PE (green)	697662	

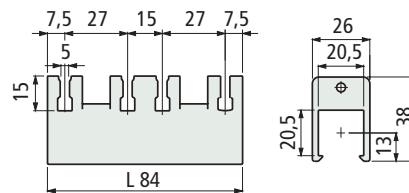
- New design offers less and more uniform wear of chains and better cleanability.
- PE Polyethylene (UHMWPE) version can be used both with plastic chains and metal chains. PA Polyamide version is recommended for metal chains.
- Packaging : 50 pieces.

Part. S0729

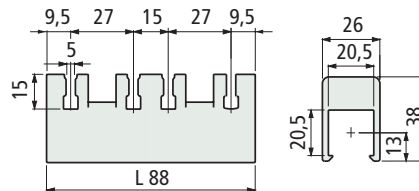


■ Spacer for square profiles

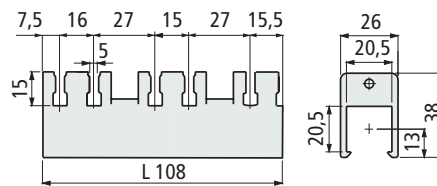
Version width L 84 mm



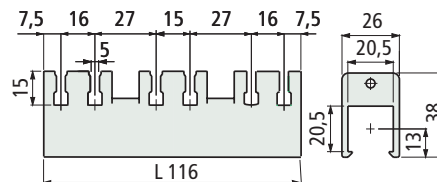
Version width L 88 mm



Version width L 108 mm



Version width L 116 mm



square shaft mm	Width L mm	Code	Weight Kg
20x20	L 84	643451	0,03
	L 88	698472	0,05
	L 108	698462	0,05
	L 116	692122	0,05

- Material : Polyamide PA (black).
- Packaging : 100 pieces

Part. S0523



● **Best choice**

● **Standard**

● **On request** : minimum quantity may apply. Consult our Customer Service for availability.

Item code for order = Part. + Code

Serpentine Guides for Chain Return

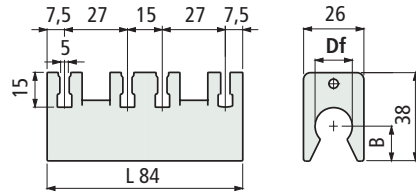
For high speed and low noise

Part. S0523

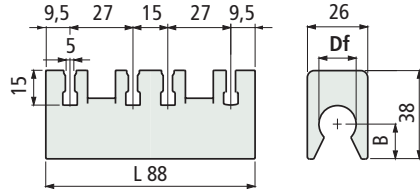


■ Spacer for round profile

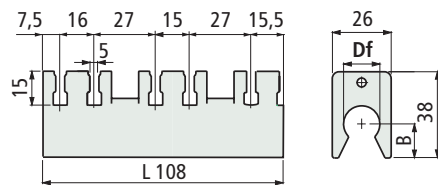
Version with L 84 mm



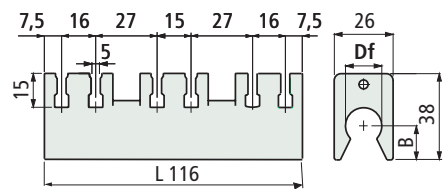
Version width L 88 mm



Version width L 108 mm



Version width L 116 mm



Width L mm	Bore dia. Df		Code	B mm	Weight Kg
	mm	inch			
L 84	15	-	643461	15,5	0,04
	16	-	643471	15	
	18	-	643481	14	
	20	-	643491	13	
L 88	-	3/4"	692112	13	0,05
	20	-	698442	13	
L 108	-	3/4"	698452	13	0,05
	20	-	698422	13	
L 116	-	3/4"	698432	13	0,05
	15	-	614683	15,5	
	20	-	692132	13	
	-	3/4"	692142	13	

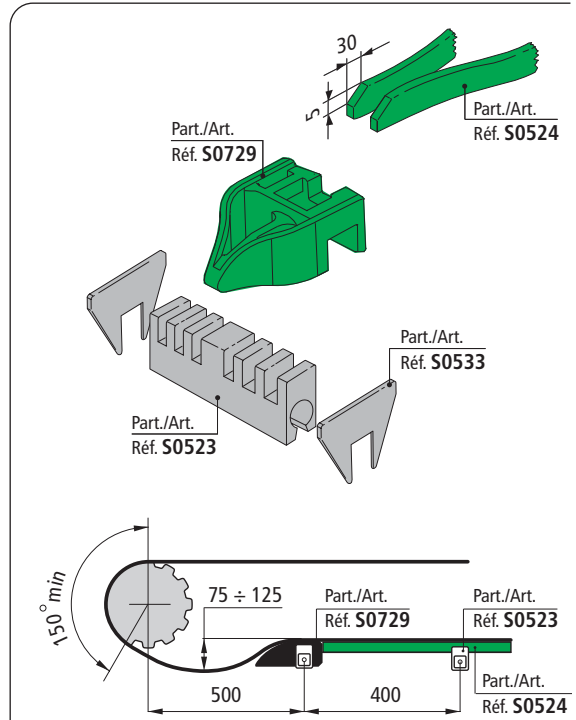
- Material : Polyamide PA (black).
- Packaging : 100 pieces.

● Best choice

● Standard

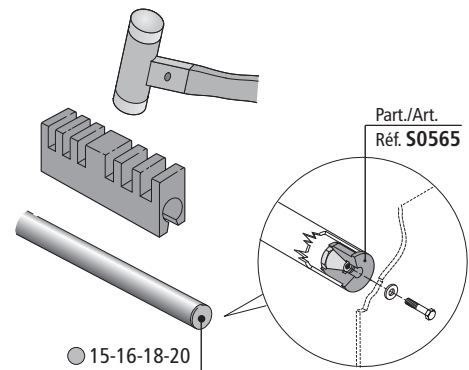
● On request : minimum quantity may apply. Consult our Customer Service for availability.

Item code for order = Part. + Code



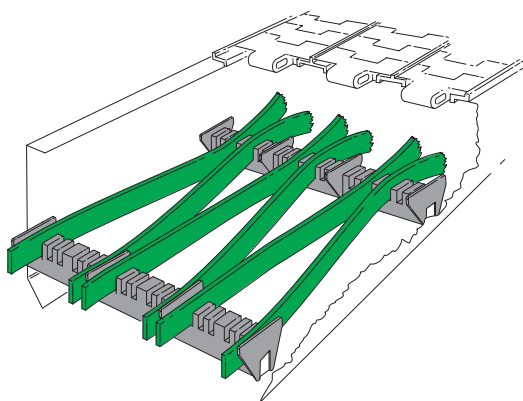
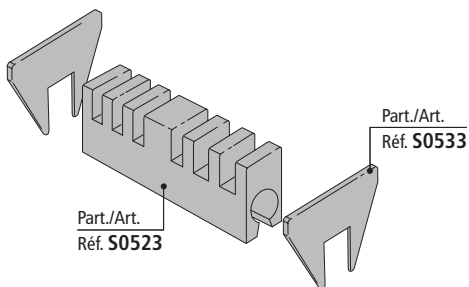
● Assembly Part. S0523

Snap-on assembly on round steel profiles.
For assembly schemes see page 24 - 25.

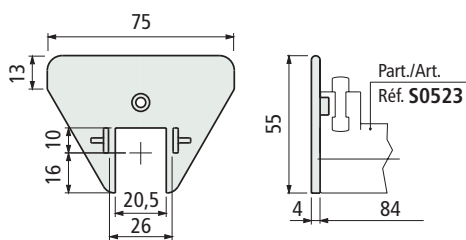


Serpentine Guides for Chain Return

For high speed and low noise



Striker



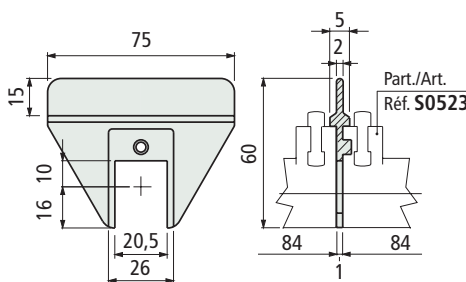
Code	Weight Kg
672801	0,01

- Assembly : Applicable to spacers Part. S0523. Snap-on assembly.
- Material : polyamide PA (black).
- Packaging : 100 pieces.

Part. S0533



Striker (centre)



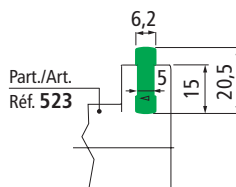
Code	Weight Kg
672811	0,01

- Assembly : Applicable to spacers Part. S0523. Snap-on assembly.
- Material : polyamide PA (black).
- Packaging : 100 pieces.

Part. S0533



Sliding profile



Material	Code
Polyethylene PE (green) 1.000.000	643501

- Assembly : Applicable to spacers Part. S0523. Snap-on assembly.
- Standard packaging : coil.
- Packaging : 70 metres.

Part. S0524



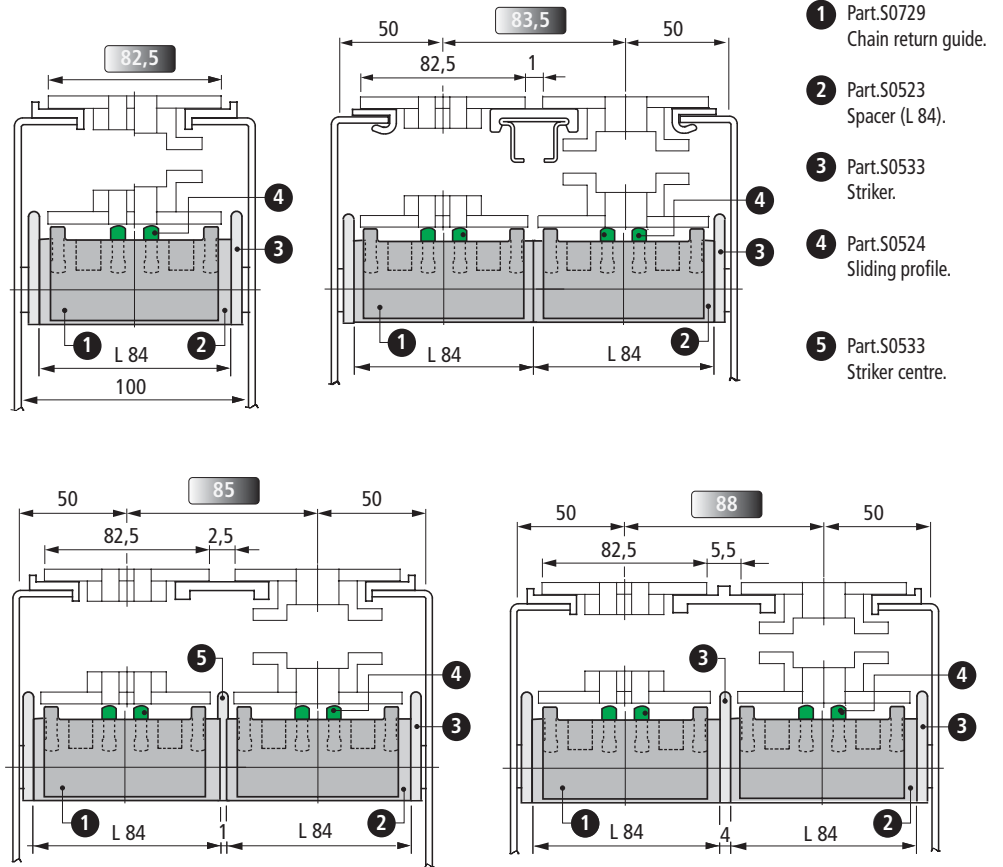
- **Best choice**
- **Standard**
- **On request** : minimum quantity may apply. Consult our Customer Service for availability.

Item code for order = Part. + Code

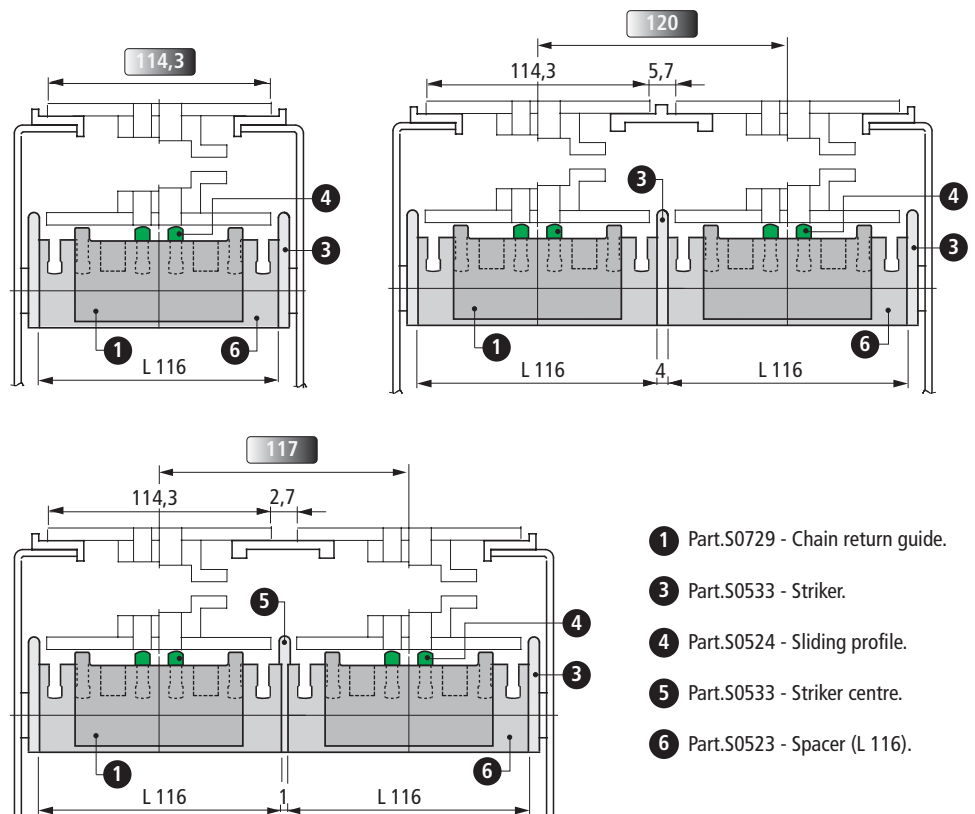
Serpentine Guides for Chain Return

Assembly schemes for
Part : S0729
S0523
S0533
S0524

• Chain width 82,5 mm (K325)

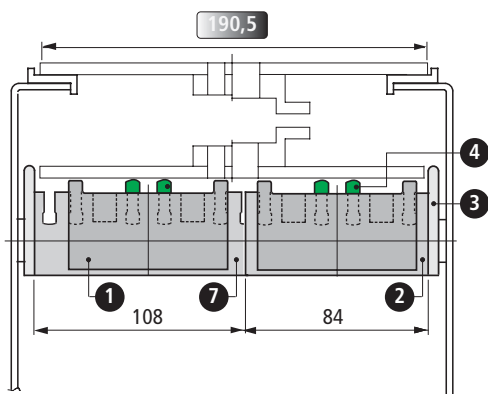


• Chain width 114,3 mm (K450)



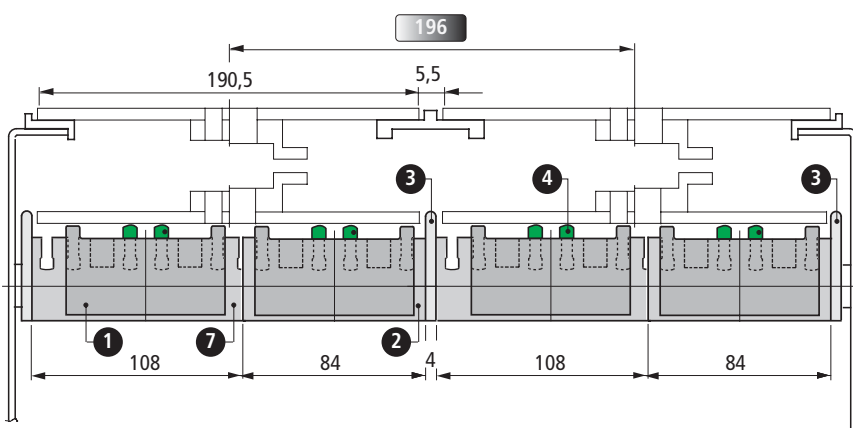
Serpentine Guides for Chain Return

• Chain width 190,5 mm (K 750)

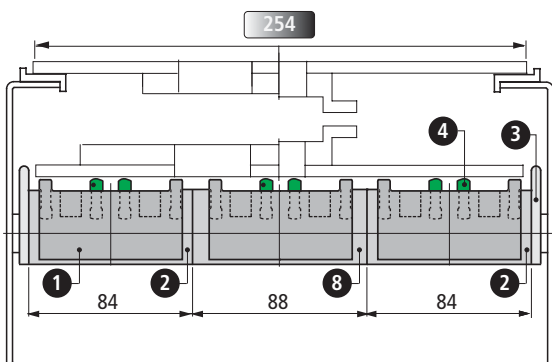


- 1 Part.S0729 - Chain return guide.
- 2 Part.S0523 - Spacer (L 84).
- 3 Part.S0533 - Striker.
- 4 Part.S0524 - Sliding profile.
- 7 Part.S0523 - Spacer (L 108).

Assembly schemes for
Part : S0729
S0523
S0533
S0524

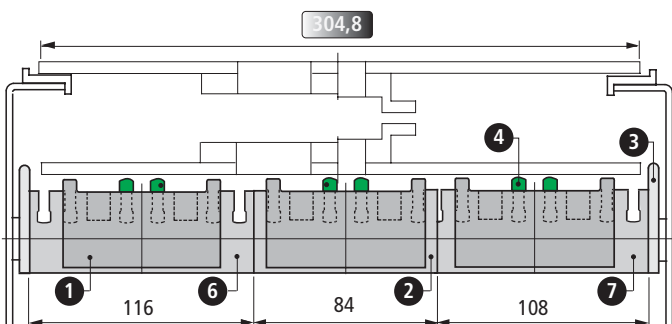


• Chain width 254 mm (K 1000)



- 1 Part.S0729 - Chain return guide.
- 2 Part.S0523 - Spacer (L 84).
- 3 Part.S0533 - Striker.
- 4 Part.S0524 - Sliding profile.
- 8 Part.S0523 - Spacer (L 88).

• Chain width 304,8 mm (K 1200)

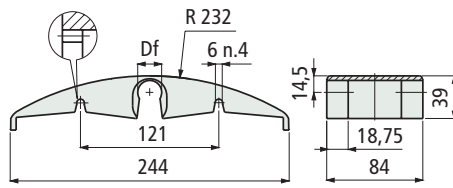


- 1 Part.S0729 - Chain return guide.
- 2 Part.S0523 - Spacer (L 84).
- 3 Part.S0533 - Striker.
- 4 Part.S0524 - Sliding profile.
- 6 Part.S0523 - Spacer (L 116).
- 7 Part.S0523 - Spacer (L 108).

Wear shoe for Chain Return

Part. S0153

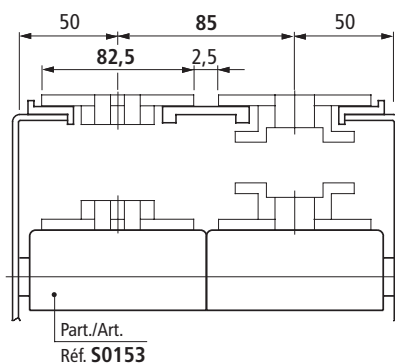
Wear shoe



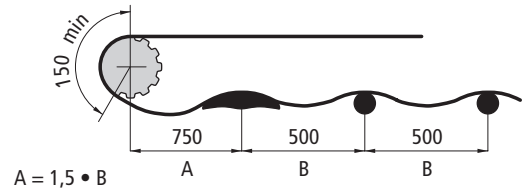
Shaft dia. mm	Bore dia. Df mm	Material	Code
18	18,5	UNL™ (aubergine)	609423N1
		Polyethylene PE (green)	608692N1
20	20,5	Polyamide PA (black)	684221N1
		Polyethylene PE (green)	684231N1
		UNL™ (aubergine)	609433N1

- New UNL™ low noise material is recommended only with LBP chains.
- PE polyethylene (green) version is recommended with plastic chains and metal chains.
- PA polyamide (black) version is recommended only with metal chains.
- The use of only one wear shoe after the catenary is recommended, with the exception of LBP chains that can run on more wear shoes.
- Packaging : 15 pieces.

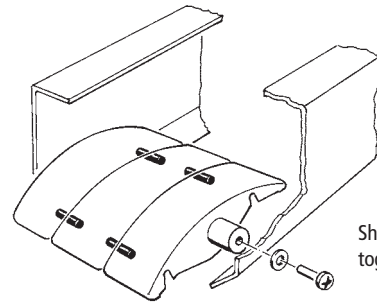
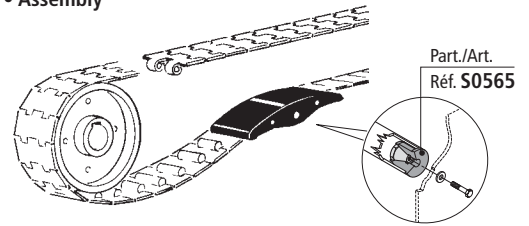
Chain width 82,5 mm (K 325) / Pitch 85 mm



Positioning



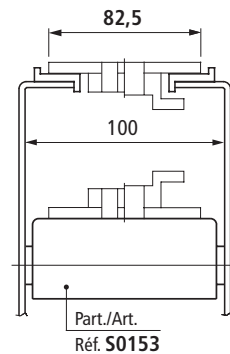
Assembly



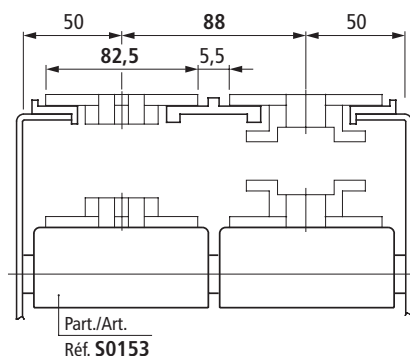
Shoes can be pinned together

TableTop® chains / PlateTop chains

Chain width 82,5 mm (K 325)



Chain width 82,5 mm (K 325) / Pitch 88 mm



Snap-on assembly



● Best choice

● Standard

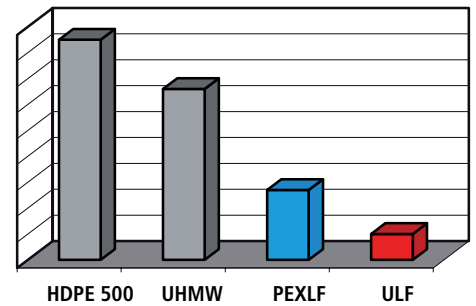
● On request : minimum quantity may apply. Consult our Customer Service for availability.

Item code for order = Part. + Code

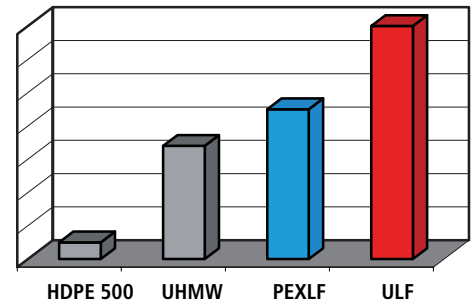
- **New ULF material for minimum friction and long wear life**
6 million "density" UHMWPE and special lubricants = stronger wear resistance, better friction
- **Results : Higher Productivity and Cost Saving**
Less marks on the bottles : higher quality production
Less bottles jamming in the conveyors : higher productivity
Longer Guide Wear Life : lower maintenance cost



Coefficient of friction



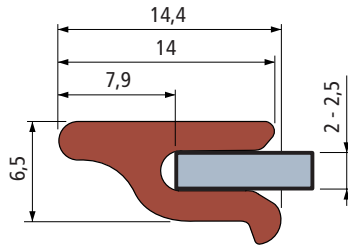
Wearlife



Part. **S0771**
ULF




■ Neck transport guides



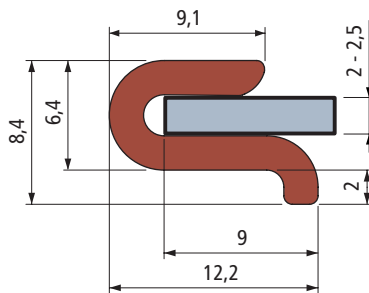
Packaging metres	Code
40	UL626363N

- Material : polyethylene UHMWPE (brown red) + solid lubricant.
- Linear expansion coefficient : 2×10^{-4} .
Calculation of thermal expansion see page 38.
- Packaging : 40 metres.
- Standard packaging : coil.

Part. **S0776**
ULF



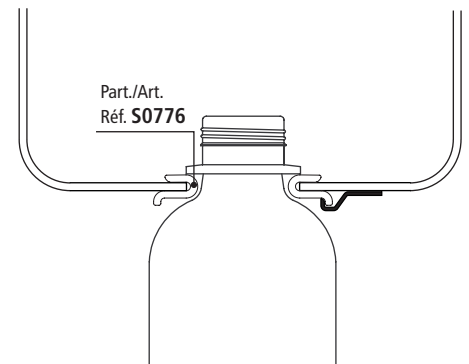
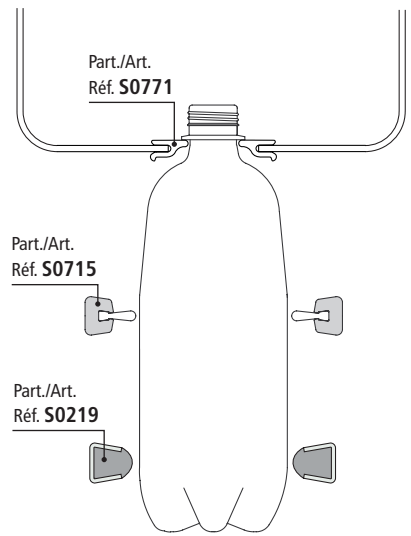
■ Neck transport guides



Packaging metres	Code
40	UL626373N

- Material : polyethylene UHMWPE (brown red) + solid lubricant.
- Linear expansion coefficient : 2×10^{-4} .
Calculation of thermal expansion see page 38.
- Packaging : 40 metres.
- Standard packaging : coil.

- Use Part. S0771 - S0776
Overhead transport of PET bottles.



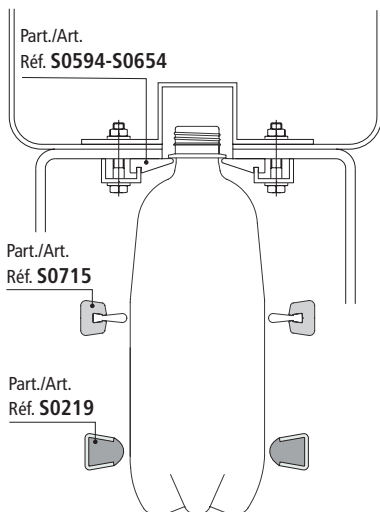
● Best choice

● Standard

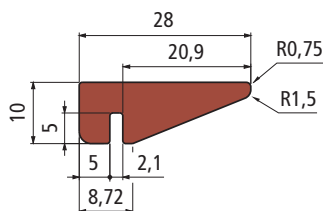
● On request : minimum quantity may apply. Consult our Customer Service for availability.

Item code for order = Part. + Code

- Use of Part. S0594 - S0654
Overhead transport of PET bottles.



■ Neck transport guide



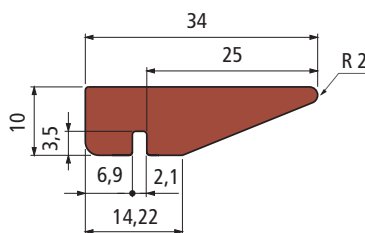
Length metres	Code
3	UL691702N
6	UL691712N

- Characteristics : new material Polyethylene ULF brown red (UHMWPE) : reduced friction coefficient, higher wear resistance, do not leave any traces on the container.
- Material : Polyethylene UHMWPE (brown red) + solid lubricant.
- Min. curvature radius : 750 mm.
- Linear expansion coefficient : 2×10^{-4} .
Calculation of thermal expansion see page 38.
- Packaging : 45 metres (in 3 m length).
90 metres (in 6 m length).

Part. **S0594** **ULF**



■ Neck transport guide



Length metres	Code
3	UL691722N
6	UL691732N

- Characteristics : new material Polyethylene ULF brown red (UHMWPE) : reduced friction coefficient, higher wear resistance, do not leave any traces on the container.
- Material : Polyethylene UHMWPE (brown red) + solid lubricant.
- Min. curvature radius : 750 mm.
- Linear expansion coefficient : 2×10^{-4} .
Calculation of thermal expansion see page 38.
- Packaging : 90 metres.


Part. **S0654** **ULF**



- **Best choice**
- **Standard**
- **On request** : minimum quantity may apply. Consult our Customer Service for availability.

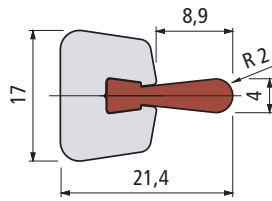
Item code for order = Part. + Code

Part. S0715 ULF



In aluminium

Guide rail



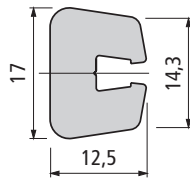
Length metres	Code	Weight kg/m
3	UL691892N	0,59

Plastic profile in Polyethylene ULF (brown red)

- Characteristics of new material Polyethylene ULF brown red (UHMWPE) : reduced friction coefficient, higher wear resistance, do not leave any traces on the container.
- Material : metal profile in anodized aluminium.
- Standard packaging : The plastic and metal profiles are supplied disassembled.
- Min. curvature radius : 500 mm.
- Linear expansion coefficient : 2×10^{-4} .
- Packaging : 72 metres.

The guide rail can be supplied with separated components.

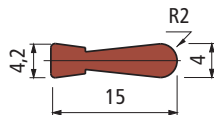
Part. S0717 - Metal profile



Length metres	Code	Weight kg/m
3	686222	0,50

- Packaging : 60 metres.
- Material : anodized aluminium.

Part. S0716 ULF - Plastic profile



Code	Weight kg/m
UL613833N	0,09

Polyethylene ULF (brown red)

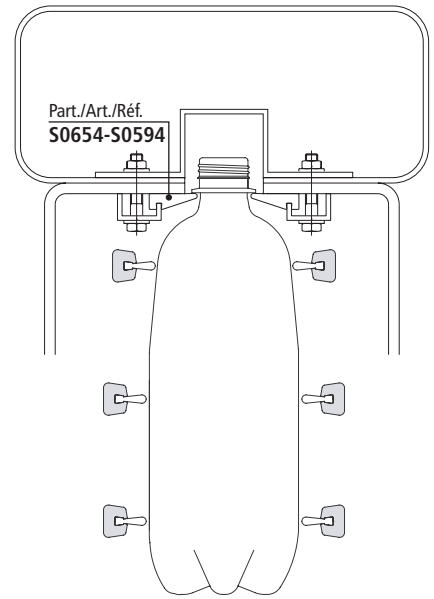
- Packaging : 30 metres.
- Standard packaging : coil.

Best choice

Standard

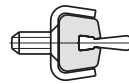
On request : minimum quantity may apply. Consult our Customer Service for availability.

Item code for order = Part. + Code

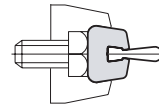


Accessories : guide rail clamps

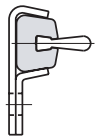
Part./Art.
Réf. S0216-S0903



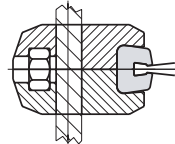
Part./Art.
Réf. S0275



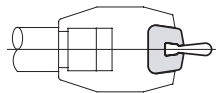
Part./Art.
Réf. S0215



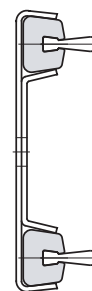
Part./Art.
Réf. S0211-S0446



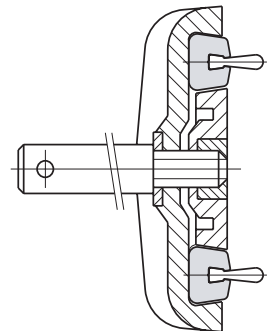
Part./Art.
Réf. S0210-S0210P



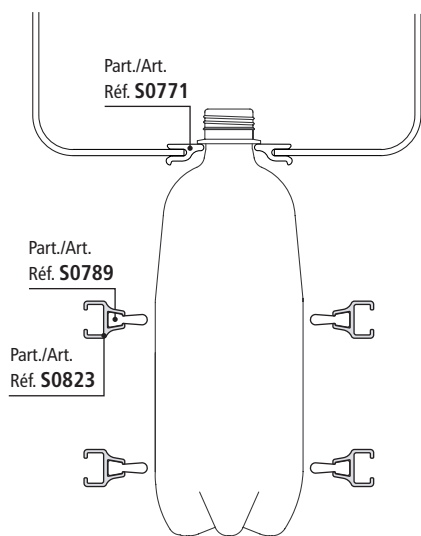
Part./Art.
Réf. S0217



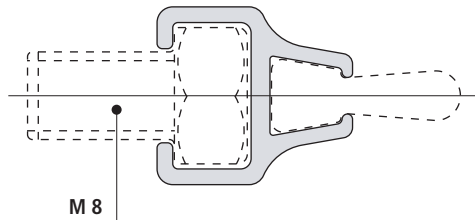
Part./Art.
Réf. S0213



- Use Part. S0771 - S0789 - S0823
Overhead transport of PET bottles.



- Assembly of Part. S0823
M8 hex head bolt.



Plastic profile

Code	Weight kg/m
Polyethylene ULF (brown red)	
UL630893N	0,10

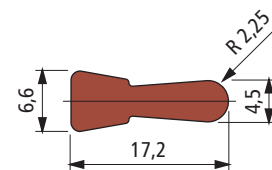
- Packaging : 40 metres.
- Standard packaging : coil.

Metal profile

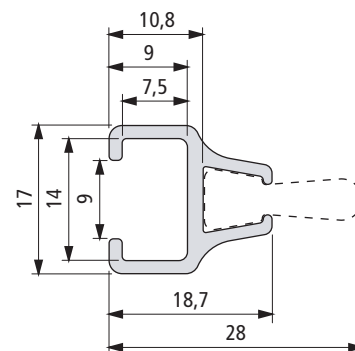
Length metres	Code	Weight kg/m
5,8	631433	0,24

- Packaging : 58 metres.
- Material : anodized aluminium.

Part. S0789 ULF



Part. S0823



- **Best choice**
- **Standard**
- **On request** : minimum quantity may apply. Consult our Customer Service for availability.

Item code for order = Part. + Code


ISO dimensions

- Overall dimensions of self-aligning bearings are in accordance with ISO 3228 standards
- All self-aligning bearings are interchangeable with their correspondent cast iron versions

ISO
3228

Fixing bushes

- Self-aligning bearings are equipped with stainless steel AISI 304/316 bushes to reinforce mounting holes
- The reinforcing bushings avoid damages to the plastic flange during screw tightening



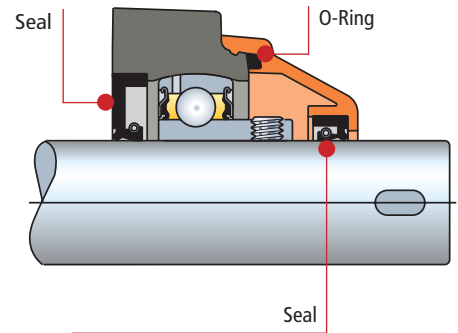
Thermoplastic resins

- Only best quality glass fibre reinforced polyamide PAFV/polypropylene PPFV thermoplastic resins are used for the self-aligning housings
- The resins used guarantee high resistance to oxidation and corrosion and at the same time equal the strength offered by cast iron housings. They offer a better resistance to impact
- Polyamide PAFV resins offer maximum heat and mechanical resistance
- Polypropylene PPFV resins offer maximum resistance to chemical agents



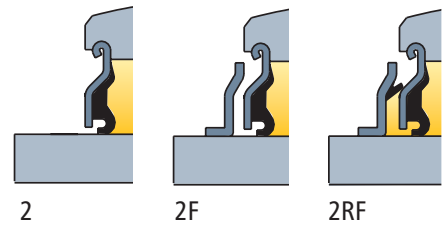
Waterproof housing

- A system of waterproof seals protects the bearing from external environment
- Protection from dust, humidity, washouts, chemical agents
- The clip-on protection cover allows inspection of the bearing



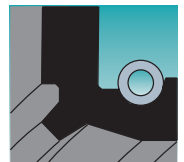
Bearing seals

- Self-aligning bearings are equipped with ball bearings featuring multipurpose sealing systems.
- 2-Superagriseal unit. The system consists of a metallic ring fitted with a low friction rubber sealing lip
- 2F-Superagriseal unit + centrifuging ring. The system is further equipped with a metallic protection ring providing a centrifugal sealing action.
- 2RF-Superagriseal unit + rubberised centrifuging ring. This system is used in stainless steel bearings. The upper lip of the centrifuging ring together with the grease trapped between the base seal and the ring itself guarantees maximum sealing capacity.



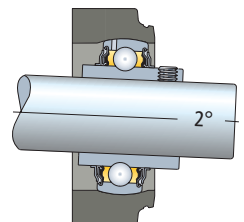
Support seals

- Waterproof self-aligning bearings feature seals for the protection against external environment
- Viton rubber seals ensure maximum resistance to chemical agents




Misalignment

- All bearings are self-aligning, capable of compensating misalignments up to 2°



- **Top quality bearing inside**
 - **Technical support available for advises and calculations about bearing life and re-greasing intervals**
 - **Orange cap adds safety**
 - **Plastic housed bearing solution with seals and cap for high protection of ball bearings**
 - **It is possible to standardize the same bearing type along the entire line (Wet and Dry)**
 - **Lubricated for Life Version available (no maintenance) for dry applications**
 - **Available many other versions, oval, take-up, three holes, eccentric collar bearings, stainless-steel covered housing**
-
- **Results: Higher Productivity and Cost Saving**
 - Longer lasting bearings as contamination cannot enter the housing
 - Less line down-time
 - Simple spare parts stock management



Square flange bearing units

UCF/C - SUCF/C

- Waterproof housing
- Grub screws shaft locking
- PA FV polyamide housing
High mechanical and heat resistance.
Proof to dust, humidity, washouts, steam,
average aggressive chemical agents.



Material

PA FV polyamide housing

- Housing in reinforced polyamide PA FV resin (black)
- Protection cover in polypropylene PP (orange)
- Seal and O-Ring in NBR rubber (black)
- Ball type nickel plated brass greasing nipple
- Reinforcing bushings on mounting holes and washers in stainless steel AISI 304.

Continuous operating temperature

in air : - 20 to + 60°C.

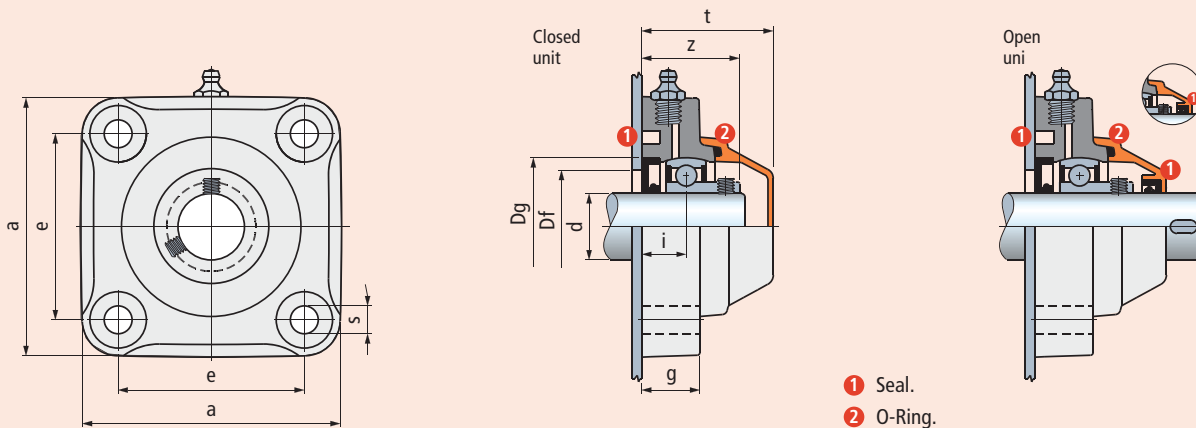
Maximum allowed misalignment : 2°.

Bearing



- Series YAT (grub screws shaft locking)
- Chrome alloy steel
- Superagriseal unit
- Prelubricated with lithium / calcium grease
- Can be relubricated.

Series UCF/C Grub screws shaft locking



dia. d mm	Series	Housing material		Dimensions in mm								Bore in frame ²⁾ Df		Bearing	Weight Kg	Spare parts	
		Polyamide PA FV Standard Flange (black) Cover (orange)	Code	e	a	s	g	i	z	t	Dg	max.	min.			Cover orange	Code
Grub screws shaft locking • Closed unit																	
25	UCF 205 C	64573	70	98	11	22,5	16,8	36,3	49,5	52	50	45	YAT 205	0,40	681952		
25*	SUCF 205 C	603043	83	110	11	26	19,3	38,8	54	52	50	45	YAT 205	0,50	681952		
30	UCF 206 C	63112	83	110	11	26	20	41	56	62	60	50	YAT 206	0,56	63154		
35	UCF 207 C	64018	92	120	11	26	19,5	43	59	72	70	55	YAT 207	0,72	682022		
35*	SUCF 207 C	680522¹⁾	83	110	11	26	19,5	43	61	72	70	55	YAT 207	0,67	63539		
40	UCF 208 C	68916	102	131	11	30	22	47,3	65,5	80	78	65	YAT 208	0,95	63539		
40*	SUCF 208 C	61819	83	110	11	26	19	44,3	66	80	78	65	YAT 208	0,88	600882		
45*	SUCF 209 C	686592¹⁾	102	131	11	30	23	48,8	73	85	83	75	YAT 209	1,10	686972		
50*	SUCF 210 C	686602¹⁾	102	131	11	30	23	52	73	90	88	80	YAT 210	1,20	686972		
Grub screws shaft locking • Open unit																	
25	UCF 205 C	64623	70	98	11	22,5	16,8	36,3	49,5	52	50	45	YAT 205	0,40	681972		
25*	SUCF 205 C	603053	83	110	11	26	19,3	38,8	54	52	50	45	YAT 205	0,50	681972		
30	UCF 206 C	63172	83	110	11	26	20	41	56	62	60	50	YAT 206	0,56	69965		
35	UCF 207 C	64028	92	120	11	26	19,5	43	59	72	70	55	YAT 207	0,72	682032		
35*	SUCF 207 C	680582¹⁾	83	110	11	26	19,5	43	61	72	70	55	YAT 207	0,67	615692		
40	UCF 208 C	68926	102	131	11	30	22	47,3	65,5	80	78	65	YAT 208	0,95	63549		
40*	SUCF 208 C	61829	83	110	11	26	19	44,3	66	80	78	65	YAT 208	0,88	600892		
45*	SUCF 209 C	686612¹⁾	102	131	11	30	23	48,8	73	85	83	75	YAT 209	1,10	686992		
50*	SUCF 210 C	686622¹⁾	102	131	11	30	23	52	73	90	88	80	YAT 210	1,20	687002		

* = Version with special fixing holes.

¹⁾ = Solid flange.

²⁾ = Dimensions Df max / Df min must be respected to ensure positive retention of the seals and to allow air bleeding during lubrication.

Packaging : 6 pieces.

Oval flange bearing units

UCFL/C - SUCFL/C



- Waterproof housing
- Grub screws shaft locking
- PA FV polyamide housing
High mechanical and heat resistance.
Proof to dust, humidity, washouts, steam,
average aggressive chemical agents.

Material

PA FV polyamide housing

- Housing in reinforced polyamide PA FV resin (black)
- Protection cover in polypropylene PP (orange)
- Seal and O-Ring in NBR rubber (black)
- Ball type nickel plated brass greasing nipple
- Reinforcing bushings on mounting holes and washers in stainless steel AISI 304.

Continuous operating temperature

in air : - 20 to + 60°C.

Maximum allowed misalignment : 2°.

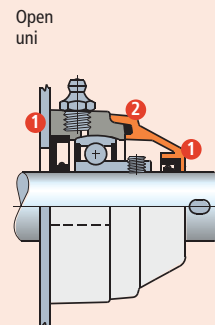
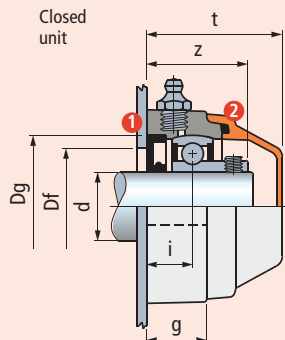
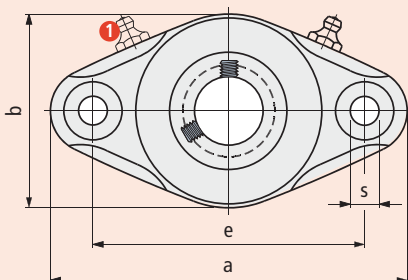
Bearing



- Series YAT (grub screws shaft locking)
- Chrome alloy steel
- Superagriseal unit
- Prelubricated with lithium / calcium grease
- Can be relubricated.

Series UCFL/C Grub screws shaft locking

1 Only for series 206



1 Seal.

2 O-Ring.

dia. d mm	Series	Housing material		Dimensions in mm										Bore in frame ²⁾ Df		Weight Kg	Spare parts	
		Polyamide PA FV Standard Flange (black) Cover (orange)	Code	e	a	b	s	g	i	z	t	Dg	max.	min.	Bearing		Cover orange	Code
Grub screws shaft locking • Closed unit																		
17*	SUCFL 203 C	603763	90	116	62	11	20	15,2	31,1	46	40	38	33	YAT 203	0,22	681942		
20	UCFL 204 C	69016	90	116	62	11	20	15,2	33,5	46	47	45	40	YAT 204	0,25	681942		
25	UCFL 205 C	68523	99	130	71	11	22,5	16,8	36,3	49,5	52	50	45	YAT 205	0,33	681952		
25*	SUCFL 205 C	687562 ¹⁾	90	130	71	11	22,5	16,8	36,3	49,5	52	50	45	YAT 205	0,33	681952		
30	UCFL 206 C	68399	117	148	85	11	26	20	41	56	62	60	50	YAT 206	0,42	63154		
30*	SUCFL 206 C	687572 ¹⁾	99	148	85	11	26	20	41	56	62	60	50	YAT 206	0,42	63154		
35	UCFL 207 C	648131	130	162	93	11	26	19,5	45	59	72	70	55	YAT 207	0,65	682022		
35*	SUCFL 207 C	697702 ¹⁾	117	148	112	11	26	19,5	43	62	72	70	55	YAT 207	0,70	63539		
40	UCFL 208 C	672411	144	176	102	11	30	22	47,3	65,5	80	78	65	YAT 208	0,90	63539		
40*	SUCFL 208 C	697712 ¹⁾	117	148	112	11	26	19	45	62	80	78	65	YAT 208	0,74	63539		
Grub screws shaft locking • Open unit																		
17*	SUCFL 203 C	603813	90	116	62	11	20	15,2	31,1	46	40	38	33	YAT 203	0,22	696162		
20	UCFL 204 C	69026	90	116	62	11	20	15,2	33,5	46	47	45	40	YAT 204	0,25	681962		
25	UCFL 205 C	68533	99	130	71	11	22,5	16,8	36,3	49,5	52	50	45	YAT 205	0,33	681972		
25*	SUCFL 205 C	687582 ¹⁾	90	130	71	11	22,5	16,8	36,3	49,5	52	50	45	YAT 205	0,33	681972		
30	UCFL 206 C	68409	117	148	85	11	26	20	41	56	62	60	50	YAT 206	0,42	69965		
30*	SUCFL 206 C	687592 ¹⁾	99	148	85	11	26	20	41	56	62	60	50	YAT 206	0,42	69965		
35	UCFL 207 C	648141	130	162	93	11	26	19,5	45	59	72	70	55	YAT 207	0,65	682032		
35*	SUCFL 207 C	697722 ¹⁾	117	148	112	11	26	19,5	43	62	72	70	55	YAT 207	0,70	615692		
40	UCFL 208 C	672421	144	176	102	11	30	22	47,3	65,5	80	78	65	YAT 208	0,90	63549		
40*	SUCFL 208 C	697732 ¹⁾	117	148	112	11	26	19	45	62	80	78	65	YAT 208	0,74	63549		

* = Version with special fixing holes.

SUCFL206C/SHCFL206C : Assembly with cylindrical head screws.

¹⁾ = Solid flange.

²⁾ = Dimensions Df max / Df min must be respected to ensure positive retention of the seals and to allow air bleeding during lubrication.

Packaging : 6 pieces.

Calculation of thermal expansion

$$L_t = L_0 \cdot [1 + a \cdot (T - 20^\circ\text{C})]$$

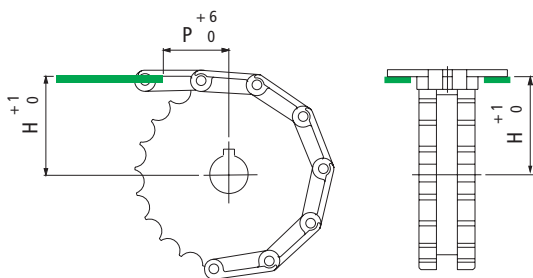
L_t = final length (mm.)
 L_0 = initial length (mm.)
 a = coefficient of linear expansion.
 T = operating temperature ($^\circ\text{C}$).
 20°C = ambient temperature.

Example :

aguide having initial length $L_0 = 1000$ mm, coefficient of linear expansion 2×10^{-4} , and an operating temperature of 70°C , expands by :

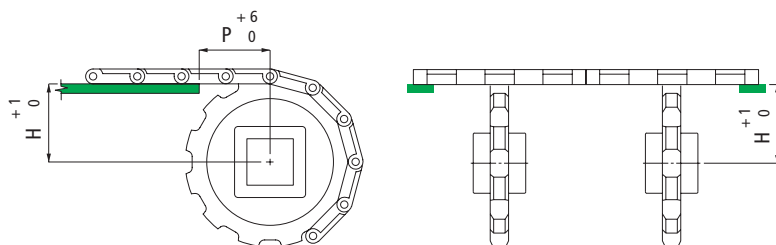
$$L_t = 1000 \text{ mm} \cdot [1 + 0,0002 \cdot (70^\circ\text{C} - 20^\circ\text{C})] = 1010 \text{ mm}$$

Technical information



Position of chain guide profiles for TableTop® chains

Chain	H mm	P mm
512 - 802 - 805 - 812 - 815 - 820 - 821 - 881 - 881 M - 8811 - 8811 TAB - SLBP 821	(Dp:2) + 3,2	40
831 - XLBP 831		
880 - 880 TAB - 880 BO	(Dp:2) + 3,6	40
879 - 879 TAB - 879 BO - LBP 879 BO		
882 - 882 TAB - SLBP 882 TAB - LBP 883	(Dp:2) + 4,8	40
866 - 963 - 1864 - 1873 - 1874 - 2873 - 3873		
1700K - 1700TABK - AC1700K - 1701 - 1790K - 1701TABK - 1702 - 1716K - 1710K - 1710TABK - 1713K - 1713TABK	(Dp:2) - 12	50
Dp = primitive diameter of drive sprocket - mm.		



Position of chain guide profiles for MatTop® chains

Chain	H mm	P mm
1505 - 1506	(Dp:2) - 4,95	15
2100	(Dp:2) - 4,37	25
4705 - 4706 - 4707 - 4705 Vacuum - 4803 - 5705 - 5706	(Dp:2) - 6,35	38
4812	(Dp:2) - 5,2	38
4809	(Dp:2) - 7,9	57
5935 - 5936 - 5935 Vacuum - 8505 - 8506	(Dp:2) - 4,35	19
5996 - 5997 - 5998	(Dp:2) - 9,1	57
6390 - 6391 - 6392	(Dp:2) - 7,0	50
7705 - 7706	(Dp:2) - 6,35	25
7956	(Dp:2) - 6,35	32
Dp = primitive diameter of drive sprocket - mm.		

Lubrication

■ Prelubrication

All self-aligning bearings are supplied factory lubricated.

■ Relubrication

All self-aligning bearing units are equipped with a grease nipple of the ball type to allow periodical relubrication of the bearing.

Warning

- Do not grease at first assembly.
- Clean greasing nipple before each greasing operation.
- Inject grease slowly until it comes out from the bearing. Keep the bearing rotating and do not apply excessive pressure which could damage the sealing units.
- More frequent greasing operations with smaller quantities of grease are to be preferred.

■ Relubrication intervals


Relubrication intervals vary according to actual operating conditions. Very often during operation, load, speed, temperature and ambient conditions (humidity, dust) may vary making it difficult to establish exact rules. Experience once again gives the best answer:

- Light operating conditions : relubricate every 6 months.
- Normal operating conditions : relubricate every 1 ÷ 3 months.
- Heavy operating conditions : relubricate every 2 weeks.

Mounting

Assembly instructions

- 1 - With waterproof bearings the rubber sealing units must be greased before mounting to avoid initial dry running on the shaft. The grease must fill only the space in between the two sealing lips.
 - 2 - The bearing must be locked onto the shaft after the support mounting flange has been fully tightened. This is necessary to allow the bearing to assume its correct alignment on the shaft without undue axial stresses.
- Always tighten the screws diagonally (max. tightening couple for M10 screw = 50 Nm).



Locking of the bearing by grub screws

- 3 - The table gives the recommended maximum tightening couples for the grub screws and the size of the hexagonal to use.



Int. dia. bearing mm	Sc. driver size mm	Max. tightening couple Nm
	Bearings YAT	Bearings YAT
17	3	4
20	3	4
25	3	4
30	3	4
35	3	4
40	3	4
45	3	4
50	4	6,5

Assembly/removal of the protection cover

- 4 - Assembly. The sealing unit of open end covers must be greased to avoid initial dry running on the shaft. The grease must fill only the space in between the two sealing lips.
- 5 - Removal. Insert a screw driver into the groove provided for and force the cover out.



Technical information

Resistance against chemical agents

CHEMICAL AGENT

	POLYAMIDE PA	POLYPROPYLENE PP	POLYETHYLENE PE	ACETAL POM	AISI 303 AISI 304	AISI 316	NICKEL PLATED BRASS	NBR RUBBER	VITON RUBBER
	Conc.% 23°C	Conc.% 23°C	Conc.% 23°C	Conc.% 23°C	Conc.% 23°C	Conc.% 23°C	Conc.% 23°C	Conc.% 23°C	Conc.% 23°C
ACETIC ACID	10 -	40 +	10 +	5 -	20 +	50 +	/	-	20 -
ACETONE	100 +	+	+	/	50 +	25 +	+	-	-
ALUMINIUM CHLORIDE	10 +				-	/		+	Sat. +
AMMONIA	10 +	30 +	+	Sol. +	50 +	100 +	-	/	/
AMMONIA CONC.		+	+	-				-	
AMMONIUM CHLORIDE	10 +				10 /	/		+	Sat. +
AMYL ALCOHOL	100 +	+			+	+			+
ANILINE	/	100 +	3 +	3 +	3 +			-	
BEER	+	+	+	+	+		+	+	+
BENZENE	+	+	/	+	70 /			-	
BENZOIC ACID	Sat. /	Sat. +			100 /	100 +		+	+
BENZOL	100 +	/	/	+	+	+	+	-	/
BORIC ACID	10 +	Sat. +	Sat. +	+	100 /	Sat. +		+	Sat. +
BRINE	/	Sat. +	+	/				+	
BUTTER	+	+	+	+	+		+	+	+
BUTYL ALCOHOL	100 +	+			+	+		/	+
BUTYRIC ACID	-	100 +	+	-	5 +			-	
CALCIUM CHLORIDE	10 +	50 +	Sat. +	/	10 -	/	+	+	Sat. +
CARBON SULPHIDE	100 +	+	+	+	+	+		-	+
CARBON TETRACHLORIDE	+	-	/	+	10 -	+	+	-	+
CAUSTIC SODA	10 +	52 +	25 +	25 -	+			/	45 +
CHEESE	-	+	+	+				+	
CHLORINATED WATER	+	-	-	-	-			-	
CHLOROFORM	100 -	/	-	-	100 +	+	+	-	+
CHOCOLATE	-		+	+				+	
CITRIC ACID	10 /	10 +	+	/	5 +	25 +	-	+	Sat. +
CUPRIC SULPHATE	10 +	Sat. +	+	+	5 +	100 +		+	Sat. +
DISTILLED WATER	+	+	+	+	+			+	
ETHYL ACETATE	100 +	+			100 /			-	-
ETHYL ALCOHOL	96 +	96 +	+	+	10 +	+	+	/	+
ETHYL CHLORIDE	100 +	-	/	+	+	/	/	-	
ETHYL ETHER	100 +	+	+	+				-	-
FERRIC CHLORIDE	10 +	+			20 -	/		+	Sat. +
FOOD FATS	+	+	+	+	+			+	+
FOOD OILS	+	+	+	+	+			+	+
FORMALDEHYDE	30 +	40 +	/	+	100 +		+	-	40 +
FORMIC ACID	10 -	100 +	10 +	10 -	5 /		+	-	
FREON 12	+				+			+	/
FRESH WATER	+	+	+	+	+		+	+	
FRUIT JUICES	+	+	+	+	+			+	
GASOLINE	+	/	/	+	+	+	/	/	+
GLYCERINE	+	+	+	+	+	+	+	+	+
HYDROCHLORIC ACID	10 -	30 +	37 +	37 -	-	1 +	/	10 /	37 +
HYDROCHLORIC ACID	2 -	2 +	2 +	2 /				2 /	
HYDROFLUORIC ACID	40 -	40 +	70 +	-	-			65 -	48 +
HYDROGEN PEROXIDE	3 -	30 +	+	-	30 +	+	/	80 -	90 +
IODINE	-	+	+	+				/	
LACTIC ACID	10 +	20 +	+	+	5 +	10 +	-	+	+
LINSEED OIL	+	+			100 +	+		+	+
MAGNESIUM CHLORIDE	10 +	Sat. +			5 +	/		+	Sat. +
MERCURY	+	100 +	+	+	100 /	+	/	+	+
METHYL ALCOHOL	100 +	+	+	+	100 /	+	+	/	/
METHYLENE CHLORIDE	100 +	/	/	-	/	/		-	/
MILK	+	+	+	+	+		+	+	+
MINERAL OILS	+	+	+	+	+	+		+	+
MUSTARD	-	+	+	+				+	
NITRIC ACID	10 -	+	5 /	5 -	10 +	65 +		10 -	70 +
OLEIC ACID	100 +	+	/	-	100 /		+	/	/
PARAFFIN	+	100 /	+	+	+			+	
PETROLEUM	+	100 /	-	+	+		+	+	+
PETROLEUM ETHER	+	+	+	+	+	+	+	-	

Technical information

Resistance against chemical agents	POLYAMIDE PA	POLYPROPYLE PP	POLYETHYLENE PE	ACETAL POM	AISI 303 AISI 304	AISI 316	NICKEL PLATED BRASS	NBR RUBBER	VITON RUBBER
	Conc.% 23°C	Conc.% 23°C	Conc.% 23°C	Conc.% 23°C	Conc.% 23°C	Conc.% 23°C	Conc.% 23°C	Conc.% 23°C	Conc.% 23°C
PHENOL	-	+			10 +	+		-	+
PHOSFORIC ACID	10 -	85 +	95 +	10 -	10 -	50 /	-	20 /	85 +
POTASSIUM HYDROXIDE	10 +				50 +	50 +		/	+
SEA WATER	+	+	+	/	+	+	+	+	+
SILICONE OIL	+	+						+	+
SILVER NITRATE	+	20 +			60 /			/	+
SOAP AND WATER	+	+	+	+	+			+	
SODIUM CARBONATE	10 +	Sat. +	+	+	5 +	100 +		+	+
SODIUM CHLORIDE	10 +	Sat. +	+	+	5 +	/	+	+	Sat. +
SODIUM HYDROXIDE	10 +	30 +	+	10 +	-		+	/	
SODIUM HYPOCHLORITE	+	20 +	+	-	-			-	5 +
SODIUM SILICATE	+				100 +	100 +		+	
SODIUM SULPHATE	10 +	Sat. +	+	+	5 +	100 +		+	+
SOFT DRINKS	+	+	+	+	+		+	+	
SUDS	+	+						+	+
SULPHURIC ACID	10 -	98 +	40 /	40 -	10 -	100 +	+	-	95 +
TARTARIC ACID	+	10 +	+	30 /	10 +	50 +	-	+	+
TETRALINE	+	-						-	+
TINCTURE OF IODINE	-	+	+	+			-	/	
TRANSFORMER OIL	+	/						+	+
TRICHLOROETHYLENE	/	/	+	-	+		+	-	+
TURPENTINE	/	-	-	-	+			-	
VASELINE	+	+	/	+				+	+
VEGETABLE JUICES	+	+	+	+	+			+	
VEGETABLE OILS	+	+	+	+	+			+	
VINEGAR	+	+	+	+	+		+	/	-
WHISKY	+	+	+	+	+		+	+	+
WINE	+	+	+	+	+		+	+	+
XILOL	+	-	/	+	+		/	-	+
ZINC CHLORIDE	10 /	20 +			10 -	/		+	Sat. +

Abbreviations: Sat. = saturated.

Legend..

- + = Good resistance.
 - / = Fairly good resistance (limited use depending on working conditions).
 - = Poor resistance (not recommended).
- N.B. Where tests have not been carried out the spaces are left blank.

The data shown in this table..

are taken from laboratory tests, performed on unstrained test samples. It should be considered as purely indicative since material behaviour under real working conditions depends on different factors: temperature, concentration of the chemical agent, quick or long-lasting effect of the chemical agent.

Operating temperatures

Operating temperatures (°C)

Material	Description	contact with air		contact with hot water
		Min	Max	Max
PA	Polyamid	0	+ 80	+ 65
PA FV	Reinforced polyamid	- 5	+ 120	+ 100
PP	Polypropylene	+ 5	+ 105	+ 105
PP FV	Reinforced polypropylene	+ 5	+ 115	+ 115
PE (UHMWPE)	Polyethylene	- 40	+ 80	+ 70
POM	Acetal	- 40	+ 80	+ 65
Rex-LF®	Acetal	- 40	+ 80	+ 65
AISI 303 - AISI 304	Austenitic stainless steel (18/8)	- 70	+ 430	+ 120
Fe Zn	Zinc plated steel	- 40	+ 180	-
OT	Nickel plated brass	- 40	+ 180	+ 120

Numerical Index

	Page		Page
Part. S0153	26	Serie SUCF/C	34
Part. S0241	7	Serie SUCF/C	35
Part. S0242	10	Serie SUCFL/C	36
Part. S0243	6	Serie SUCFL/C	37
Part. S0244	7	Serie UCF/C	34
Part. S0251	7	Serie UCF/C	35
Part. S0261	6	Serie UCFL/C	36
Part. S0262	6	Serie UCFL/C	37
Part. S0263	10		
Part. S0310	12		
Part. S0356	12		
Part. S0362	9		
Part. S0386	8		
Part. S0387	9		
Part. S0523	21		
Part. S0523	22		
Part. S0524	23		
Part. S0533	23		
Part. S0555	20		
Part. S0594 ULF	29		
Part. S0613	17		
Part. S0614	17		
Part. S0624	18		
Part. S0634	14		
Part. S0654 ULF	29		
Part. S0657	18		
Part. S0715 ULF	30		
Part. S0716	30		
Part. S0717	30		
Part. S0729	21		
Part. S0758	20		
Part. S0764	13		
Part. S0765	12		
Part. S0766	13		
Part. S0767	11		
Part. S0768	11		
Part. S0771 ULF	28		
Part. S0776 ULF	28		
Part. S0778	20		
Part. S0782	19		
Part. S0783	19		
Part. S0784	9		
Part. S0787	19		
Part. S0789 ULF	31		
Part. S0814	14		
Part. S0822	8		
Part. S0823	31		
Part. S0824	10		
Part. S0825	8		
Part. S0826	16		
Part. S0827	16		

Reproduction, even partial, of this catalogue is illegal. Rexnord Marbett is continually investigating methods of improving products and introducing new technology, we reserve the right to modify data and features shown in the catalogue. Dimensions are indicative only, for tolerances contact us.

The loads indicated in the table represent the maximum loads that can be applied at static conditions. These values result from tests and laboratory experiments done on our materials, injection molded and conditioned (40h - 23°C - 50% U.R.).

The loads values should be adequately reduced in case of : vibrations at high frequencies, live loads, high temperatures and places with high degree of humidity. For a mutual guarantee, please address to our technical or commercial departments, in order to value the characteristics according to their employment.

AUSTRALIA

Rexnord Australia Pty. Ltd.
Picton, New South Wales
Phone: 61-2-4677-3811
Fax: 61-2-4677-3812

BRAZIL

Rexnord Correntes Ltda.
Sao Leopoldo - RS
Phone: 55-51-579-8022
Fax: 55-51-579-8029

CANADA

Rexnord Canada Ltd.
Scarborough, Ontario
Phone: 1-416-297-6868
Fax: 1-416-297-6873

CHINA

Rexnord China
Shanghai
Phone: 86-21-62701942
Fax: 86-21-62701943

FLATTOP EUROPE

Rexnord FlatTop Europe b.v.
's-Gravenzande, The Netherlands
Phone: 31-174-445-111
Fax: 31-174-445-222

Rexnord Marbett S.r.l.
Correggio (RE), Italy
Phone: 39-0522-639333
Fax: 39-0522-637778

UNITED STATES

Customer Service
Phone: 1-866-REXNORD
(1-866-739-6673)
Fax: 1-614-675-1898
E-mail: rexnordcs(state)@rexnord.com
Example: rexnordcsohio@rexnord.com

Rexnord FlatTop North America
Grafton, Wisconsin
Phone: 1-262-376-4700
Fax: 1-262-376-4720

Rexnord International - Power Transmission
Milwaukee, Wisconsin
Phone: 1-414-643-2366
Fax: 1-414-643-3222
E-mail: international2@rexnord.com

ALL COUNTRIES NOT LISTED

Rexnord FlatTop Europe b.v.
's-Gravenzande, The Netherlands
Phone: 31-174-445-111
Fax: 31-174-445-222

After Hours/Emergency Phone:
31-174-445-112

